

INDEPENDENT AUDITOR'S REPORT

To the Members of PVH Arvind Fashion Private Limited

Report on the Audit of the Ind AS Financial Statements**Opinion**

We have audited the accompanying Ind AS financial statements of PVH Arvind Fashion Private Limited ("the Company"), which comprise the Balance Sheet as at March 31, 2024, the Statement of Profit and Loss, including the Statement of Other Comprehensive Income, the Cash Flow Statement and the Statement of Changes in Equity for the year then ended, and notes to the Ind AS financial statements, including a summary of significant accounting policies and other explanatory information.

In our opinion and to the best of our information and according to the explanations given to us, the aforesaid Ind AS financial statements give the information required by the Companies Act, 2013, as amended ("the Act") in the manner so required and give a true and fair view in conformity with the accounting principles generally accepted in India, of the state of affairs of the Company as at March 31, 2024, its profit including other comprehensive income, its cash flows and the changes in equity for the year ended on that date.

Basis for Opinion

We conducted our audit of the Ind AS financial statements in accordance with the Standards on Auditing (SAs), as specified under section 143(10) of the Act. Our responsibilities under those Standards are further described in the 'Auditor's Responsibilities for the Audit of the Ind AS Financial Statements' section of our report. We are independent of the Company in accordance with the 'Code of Ethics' issued by the Institute of Chartered Accountants of India together with the ethical requirements that are relevant to our audit of the Ind AS financial statements under the provisions of the Act and the Rules thereunder, and we have fulfilled our other ethical responsibilities in accordance with these requirements and the Code of Ethics. We believe that the audit evidence we have obtained is sufficient and appropriate to provide a basis for our audit opinion on the Ind AS financial statements.

Other Information

The Company's Board of Directors is responsible for the other information. The other information comprises the information included in the Director's Report, but does not include the Ind AS financial statements and our auditor's report thereon.

Our opinion on the Ind AS financial statements does not cover the other information and we do not express any form of assurance conclusion thereon.

In connection with our audit of the Ind AS financial statements, our responsibility is to read the other information and, in doing so, consider whether such other information is materially inconsistent with the Ind AS financial statements or our knowledge obtained in the audit or otherwise appears to be materially misstated. If, based on the work we have performed, we conclude that there is a material misstatement of this other information, we are required to report that fact. We have nothing to report in this regard.

Responsibility of Management for the Ind AS Financial Statements

The Company's Board of Directors is responsible for the matters stated in section 134(5) of the Act with respect to the preparation of these Ind AS financial statements that give a true and fair view of the financial position, financial performance including other comprehensive income, cash flows and changes in equity of the Company in accordance with the accounting principles generally accepted in India, including the Indian



S.R. BATLIBOI & ASSOCIATES LLP

Chartered Accountants

Accounting Standards (Ind AS) specified under section 133 of the Act read with the Companies (Indian Accounting Standards) Rules, 2015, as amended. This responsibility also includes maintenance of adequate accounting records in accordance with the provisions of the Act for safeguarding of the assets of the Company and for preventing and detecting frauds and other irregularities; selection and application of appropriate accounting policies; making judgments and estimates that are reasonable and prudent; and the design, implementation and maintenance of adequate internal financial controls, that were operating effectively for ensuring the accuracy and completeness of the accounting records, relevant to the preparation and presentation of the Ind AS financial statements that give a true and fair view and are free from material misstatement, whether due to fraud or error.

In preparing the Ind AS financial statements, management is responsible for assessing the Company's ability to continue as a going concern, disclosing, as applicable, matters related to going concern and using the going concern basis of accounting unless management either intends to liquidate the Company or to cease operations, or has no realistic alternative but to do so.

The Board of Directors are also responsible for overseeing the Company's financial reporting process.

Auditor's Responsibilities for the Audit of the Ind AS Financial Statements

Our objectives are to obtain reasonable assurance about whether the Ind AS financial statements as a whole are free from material misstatement, whether due to fraud or error, and to issue an auditor's report that includes our opinion. Reasonable assurance is a high level of assurance but is not a guarantee that an audit conducted in accordance with SAs will always detect a material misstatement when it exists. Misstatements can arise from fraud or error and are considered material if, individually or in the aggregate, they could reasonably be expected to influence the economic decisions of users taken on the basis of these Ind AS financial statements.

As part of an audit in accordance with SAs, we exercise professional judgment and maintain professional skepticism throughout the audit. We also:

- Identify and assess the risks of material misstatement of the Ind AS financial statements, whether due to fraud or error, design and perform audit procedures responsive to those risks, and obtain audit evidence that is sufficient and appropriate to provide a basis for our opinion. The risk of not detecting a material misstatement resulting from fraud is higher than for one resulting from error, as fraud may involve collusion, forgery, intentional omissions, misrepresentations, or the override of internal control.
- Obtain an understanding of internal control relevant to the audit in order to design audit procedures that are appropriate in the circumstances. Under section 143(3)(i) of the Act, we are also responsible for expressing our opinion on whether the Company has adequate internal financial controls with reference to Ind AS financial statements in place and the operating effectiveness of such controls.
- Evaluate the appropriateness of accounting policies used and the reasonableness of accounting estimates and related disclosures made by management.
- Conclude on the appropriateness of management's use of the going concern basis of accounting and, based on the audit evidence obtained, whether a material uncertainty exists related to events or conditions that may cast significant doubt on the Company's ability to continue as a going concern. If we conclude that a material uncertainty exists, we are required to draw attention in our auditor's report to the related disclosures in the Ind AS financial statements or, if such disclosures are inadequate, to modify our opinion. Our conclusions are based on the audit evidence obtained up to the date of our auditor's report. However, future events or conditions may cause the Company to cease to continue as a going concern.
- Evaluate the overall presentation, structure and content of the Ind AS financial statements, including the disclosures, and whether the Ind AS financial statements represent the underlying transactions and events in a manner that achieves fair presentation.



S.R. BATLIBOI & ASSOCIATES LLP

Chartered Accountants

We communicate with those charged with governance regarding, among other matters, the planned scope and timing of the audit and significant audit findings, including any significant deficiencies in internal control that we identify during our audit.

We also provide those charged with governance with a statement that we have complied with relevant ethical requirements regarding independence, and to communicate with them all relationships and other matters that may reasonably be thought to bear on our independence, and where applicable, related safeguards.

Report on Other Legal and Regulatory Requirements

1. As required by the Companies (Auditor's Report) Order, 2020 ("the Order"), issued by the Central Government of India in terms of sub-section (11) of section 143 of the Act, we give in the "Annexure 1" a statement on the matters specified in paragraphs 3 and 4 of the Order.
2. As required by Section 143(3) of the Act, we report, to the extent applicable, that:
 - (a) We have sought and obtained all the information and explanations which to the best of our knowledge and belief were necessary for the purposes of our audit;
 - (b) In our opinion, proper books of account as required by law have been kept by the Company so far as it appears from our examination of those books except for the matter stated in the paragraph (i) (vi) below on reporting under Rule 11(g);
 - (c) The Balance Sheet, the Statement of Profit and Loss including the Statement of Other Comprehensive Income, the Cash Flow Statement and Statement of Changes in Equity dealt with by this Report are in agreement with the books of account;
 - (d) In our opinion, the aforesaid Ind AS financial statements comply with the Accounting Standards specified under Section 133 of the Act, read with Companies (Indian Accounting Standards) Rules, 2015, as amended;
 - (e) On the basis of the written representations received from the directors as on March 31, 2024 taken on record by the Board of Directors, none of the directors is disqualified as on March 31, 2024 from being appointed as a director in terms of Section 164 (2) of the Act;
 - (f) With respect to the adequacy of the internal financial controls with reference to these Ind AS financial statements and the operating effectiveness of such controls, refer to our separate Report in "Annexure 2" to this report;
 - (g) The provisions of section 197 read with Schedule V of the Act are not applicable to the Company for the year ended March 31, 2024;
 - (h) The modification relating to the maintenance of accounts and other matters connected therewith are as stated in paragraph (b) above on reporting under section 143(3)(b) and paragraph (i)(vi) below on reporting under Rule 11(g);
 - (i) With respect to the other matters to be included in the Auditor's Report in accordance with Rule 11 of the Companies (Audit and Auditors) Rules, 2014, as amended in our opinion and to the best of our information and according to the explanations given to us:
 - i. The Company has disclosed the impact of pending litigations on its financial position in its Ind AS financial statements – Refer Note 27 (b) to the Ind AS financial statements;
 - ii. The Company did not have any long-term contracts including derivative contracts for which there were any material foreseeable losses;



S.R. BATLIBOI & ASSOCIATES LLP

Chartered Accountants

- iii. There were no amounts which were required to be transferred to the Investor Education and Protection Fund by the Company.
- iv. a) The management has represented that, to the best of its knowledge and belief, no funds have been advanced or loaned or invested (either from borrowed funds or share premium or any other sources or kind of funds) by the Company to or in any other person(s) or entity(ies), including foreign entities ("Intermediaries"), with the understanding, whether recorded in writing or otherwise, that the Intermediary shall, whether, directly or indirectly lend or invest in other persons or entities identified in any manner whatsoever by or on behalf of the Company ("Ultimate Beneficiaries") or provide any guarantee, security or the like on behalf of the Ultimate Beneficiaries;

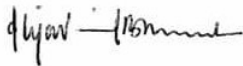
b) The management has represented that, to the best of its knowledge and belief, no funds have been received by the Company from any person(s) or entity(ies), including foreign entities ("Funding Parties"), with the understanding, whether recorded in writing or otherwise, that the Company shall, whether, directly or indirectly, lend or invest in other persons or entities identified in any manner whatsoever by or on behalf of the Funding Party ("Ultimate Beneficiaries") or provide any guarantee, security or the like on behalf of the Ultimate Beneficiaries; and

c) Based on such audit procedures performed that have been considered reasonable and appropriate in the circumstances, nothing has come to our notice that has caused us to believe that the representations under sub-clause (a) and (b) contain any material misstatement.
- v. The final dividend paid by the Company during the year in respect of dividends declared for the previous year is in accordance with section 123 of the Act to the extent it applies to payment of dividend.

As stated in note 10 to the Ind AS financial statements, the Board of Directors of the Company have proposed final dividend for the year which is subject to the approval of the members at the ensuing Annual General Meeting. The dividend declared is in accordance with section 123 of the Act to the extent it applies to declaration of dividend.

- vi. Based on our examination which included test checks, the Company has used five accounting software for maintaining its books of account which have a feature of recording audit trail (edit log) facility and the same has operated throughout the year for all relevant transactions recorded in the software except that the audit trail feature for certain software is not enabled for direct changes to data when using certain access rights, as described in note 42 to the financial statements. Further, during the course of our audit we did not come across any instance of audit trail feature being tampered with in respect of the accounting software where audit trail has been enabled.

For S.R. Batliboi & Associates LLP
Chartered Accountants
ICAI Firm Registration Number: 101049W/E300004



per Aditya Vikram Bhauwala
Partner
Membership Number: 208382
UDIN: 24208382BKGPLS3677



Bangalore
May 17, 2024

S.R. BATLIBOI & ASSOCIATES LLP

Chartered Accountants

Annexure '1' referred to in paragraph under the heading "Report on other legal and regulatory requirements" of our report of even date.

Re: PVH Arvind Fashion Private Limited ("the Company") for the year ended March 31, 2024

In terms of the information and explanations sought by us and given by the Company and the books of account and records examined by us in the normal course of audit and to the best of our knowledge and belief, we state that:

- (i) (a)(A) The Company has maintained proper records showing full particulars, including quantitative details and situation of property, plant and equipment.
- (a)(B) The Company has maintained proper records showing full particulars of intangible assets.
- (b) All property, plant and equipment have not been physically verified by the management during the year but there is a regular programme of verification which, in our opinion, is reasonable having regard to the size of the Company and the nature of its assets. No material discrepancies were noticed on such verification.
- (c) There is no immovable property (other than properties where the Company is the lessee and the lease agreements are duly executed in favour of the lessee), held by the Company and accordingly, the requirement to report on clause 3(i)(c) of the Order is not applicable to the Company.
- (d) The Company has not revalued its property, plant and equipment (including Right of use assets) or intangible assets during the year ended March 31, 2024.
- (e) There are no proceedings initiated or are pending against the Company for holding any benami property under the Prohibition of Benami Property Transactions Act, 1988 and rules made thereunder.
- (ii) (a) The inventory has been physically verified by the management during the year except for inventories lying with third parties. In our opinion, the frequency of verification by the management is reasonable and the coverage and the procedure for such verification is appropriate. No discrepancies of 10% or more in aggregate for each class of inventory have been noted on such verification and any noted discrepancies have been properly dealt with in the books of account. Inventories lying with third parties have been confirmed by them as at the year end and discrepancies of 10% or more in aggregate for each class of inventory were not noticed in respect of such confirmations.
- (b) As disclosed in note 40 to the financial statements, during the year, the Company has been sanctioned working capital limits in excess of Rs. five crores in aggregate from banks and/ or financial institutions on the basis of security of current assets of the Company. The quarterly returns/ statements filed by the Company with such banks and financial institutions are in agreement with the unaudited books of accounts of the Company.
- (iii) (a) During the year, the Company has provided loans aggregating to Rs. 3.27 million to other parties (i.e. employees) and the balance outstanding as at March 31, 2024 is Rs. 1.51 million. Other than the above, the Company has not made any investments, has not provided any other loans, advances in the nature of loans, stood guarantee or provided security to companies, firms, Limited Liability Partnerships or any other parties.
- (b) The loans granted during the year to other parties (i.e., employees) are not prejudicial to the interests of the Company.



S.R. BATLIBOI & ASSOCIATES LLP

Chartered Accountants

- (c) During the year, the Company has granted loans to other parties (i.e., employees) where the schedule of repayment of principal and payment of interest has been stipulated and the repayment or receipts are regular.
- (d) There are no amounts of loans granted to other parties (i.e., employees) which are overdue for more than ninety days.
- (e) There are no loans granted to other parties (i.e., employees) which have fallen due during the year, that have been renewed or extended or fresh loans granted to settle the overdues of existing loans given to the same parties.
- (f) The Company has not granted any loans or advances in the nature of loans, either repayable on demand or without specifying any terms or period of repayment. Accordingly, the requirement to report on clause (iii)(f) of the Order is not applicable to the Company.
- (iv) There are no loans, investments, guarantees, and security in respect of which provisions of sections 185 and 186 of the Companies Act, 2013 are applicable and accordingly, the requirement to report on clause 3(iv) of the Order is not applicable to the Company.
- (v) The Company has neither accepted any deposits from the public nor accepted any amounts which are deemed to be deposits within the meaning of sections 73 to 76 of the Companies Act, 2013 and the rules made thereunder, to the extent applicable. Accordingly, the requirement to report on clause 3(v) of the Order is not applicable to the Company.
- (vi) The Central Government has not specified the maintenance of cost records under Section 148(1) of the Companies Act, 2013, for the products/ services of the Company.
- (vii) (a) The Company is regular in depositing with appropriate authorities undisputed statutory dues including goods and services tax, provident fund, income tax, duty of customs, cess and other statutory dues applicable to it. The provisions relating to employees' state insurance are not applicable to the Company.

According to the information and explanations given to us, no undisputed amounts payable in respect of provident fund, income-tax, duty of custom, goods and service tax, sales tax, services tax, duty of excise, value added tax, cess and other statutory dues which were outstanding, at the year end, for a period of more than six months from the date they become payable except for the following-

Name of Statute	Nature of dues	Amount Demanded (Rs. in million)	Period to which the amounts relates	Due Date	Date of Payment
Income Tax Act, 1961	Fringe Benefit Tax	0.35	October 2008 to March 2009	December 15, 2008 and March 15, 2009	Unpaid*

*In view of the stay order issued by the Honorable High Court of Gujarat.



S.R. BATLIBOI & ASSOCIATES LLP

Chartered Accountants

- (b) According to the records of the Company, the dues outstanding of provident fund, income-tax, duty of custom, goods and service tax, sales tax, services tax, duty of excise, value added tax, cess and other statutory dues on account of any disputes, are as follows:

Name of Statute	Nature of dues	Amount Demanded (Rs. in million)	Amount paid under protest (Rs. in million)	Period to which the amounts relates	Forum where dispute is pending
Customs Act, 1962	Customs Duty	407.32	16.90	January 2013 to December 2017	Customs, Excise and Service Tax Appellate Tribunal
Gujarat VAT Act, 2003	VAT Payable	1.63	1.63	FY 2013-14	The Deputy Commissioner of State Tax
Goods and Service Tax Act, 2017	GST	1.33	0.05	FY 2017-18	The Joint Commissioner of Commercial Taxes (Appeals - 4)
Goods and Service Tax Act, 2017	GST	3.87	-	FY 2017 - 2018 to FY 2020 - 2021	CGST Audit Commissionerate, Noida
Goods and Service Tax Act, 2017	GST	56.86	-	FY 2018-19	Department of Goods and Service Tax (Govt. of Maharashtra)
Income Tax Act, 1961	Income Tax	249.32	-	AY 2017-18 to AY 2020-21	National Faceless Appeal Centre (NFAC)

- (viii) The Company has not surrendered or disclosed any transaction, previously unrecorded in the books of account, in the tax assessments under the Income Tax Act, 1961 as income during the year. Accordingly, the requirement to report on clause 3(viii) of the Order is not applicable to the Company.
- (ix) (a) The Company has not defaulted in repayment of loans or other borrowings or in the payment of interest thereon to any lender.
- (b) The Company has not been declared willful defaulter by any bank or financial institution or government or any government authority.
- (c) The Company did not have any term loans outstanding during the year. Hence, the requirement to report on clause (ix)(c) of the Order is not applicable to the Company.
- (d) On an overall examination of the financial statements of the Company, no funds raised on short-term basis have been used for long-term purposes by the Company.
- (e) The Company does not have any subsidiary, associate or joint venture. Accordingly, the requirement to report on clause 3(ix)(e) of the Order is not applicable to the Company.



S.R. BATLIBOI & ASSOCIATES LLP

Chartered Accountants

- (f) The Company does not have any subsidiary, associate or joint venture. Accordingly, the requirement to report on Clause 3(ix)(f) of the Order is not applicable to the Company.
- (x) (a) The Company has not raised any money during the year by way of initial public offer/ further public offer (including debt instruments). Hence, the requirement to report on clause 3(x)(a) of the Order is not applicable to the Company.
(b) The Company has not made any preferential allotment or private placement of shares or fully or partially or optionally convertible debentures during the year under audit and hence, the requirement to report on clause 3(x)(b) of the Order is not applicable to the Company.
- (xi) (a) No fraud by the Company or no fraud on the Company has been noticed or reported during the year.
(b) During the year, no report under sub-section (12) of section 143 of the Companies Act, 2013 has been filed by cost auditor/ secretarial auditor or by us in Form ADT – 4 as prescribed under Rule 13 of Companies (Audit and Auditors) Rules, 2014 with the Central Government.
(c) We have taken into consideration the whistle blower complaints received by the Company during the year while determining the nature, timing and extent of audit procedures.
- (xii) (a) The Company is not a nidhi Company as per the provisions of the Companies Act, 2013. Therefore, the requirement to report on clause 3(xii)(a), (b), and (c) of the Order is not applicable to the Company.
- (xiii) Transactions with the related parties are in compliance with section 188 of Companies Act, 2013, where applicable and the details have been disclosed in the notes to the financial statements, as required by the applicable accounting standards. The provisions of section 177 are not applicable to the Company and accordingly the requirement to report under clause 3(xiii) of the Order insofar as it relates to section 177 of the Companies Act, 2013 is not applicable to the Company.
- (xiv) (a) The Company has an internal audit system commensurate with the size and nature of its business.
(b) The internal audit reports of the Company issued till the date of the audit report, for the period under audit have been considered by us.
- (xv) The Company has not entered into any non-cash transactions with its directors or persons connected with its directors and hence requirement to report on clause 3(xv) of the Order is not applicable to the Company.
- (xvi) (a) The provisions of section 45-IA of the Reserve Bank of India Act, 1934 (2 of 1934) are not applicable to the Company. Accordingly, the requirement to report on clause (xvi)(a) of the Order is not applicable to the Company.
(b) The Company is not engaged in any Non-Banking Financial or Housing Finance activities. Accordingly, the requirement to report on clause (xvi)(b) of the Order is not applicable to the Company.
(c) The Company is not a Core Investment Company as defined in the regulations made by Reserve Bank of India. Accordingly, the requirement to report on clause 3(xvi)(c) of the Order is not applicable to the Company.
(d) There is no Core Investment Company as a part of the Group, hence, the requirement to report on clause 3(xvi)(d) of the Order is not applicable to the Company.



S.R. BATLIBOI & ASSOCIATES LLP

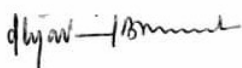
Chartered Accountants

- (xvii) The Company has not incurred cash losses in the current financial year and in the immediately preceding financial year.
- (xviii) There has been no resignation of the statutory auditors during the year and accordingly requirement to report on Clause 3(xviii) of the Order is not applicable to the Company.
- (xix) On the basis of the financial ratios disclosed in Note 37 to the financial statements, ageing and expected dates of realization of financial assets and payment of financial liabilities, other information accompanying the financial statements, our knowledge of the Board of Directors and management plans and based on our examination of the evidence supporting the assumptions, nothing has come to our attention, which causes us to believe that any material uncertainty exists as on the date of the audit report that Company is not capable of meeting its liabilities existing at the date of balance sheet as and when they fall due within a period of one year from the balance sheet date. We, however, state that this is not an assurance as to the future viability of the Company. We further state that our reporting is based on the facts up to the date of the audit report and we neither give any guarantee nor any assurance that all liabilities falling due within a period of one year from the balance sheet date, will get discharged by the Company as and when they fall due.
- (xx) (a) In respect of other than ongoing projects, there are no unspent amounts that are required to be transferred to a fund specified in Schedule VII of the Companies Act, 2013 in compliance with second proviso to sub section 5 of section 135 of the Companies Act, 2013.
- (b) There are no unspent amounts in respect of ongoing projects, that are required to be transferred to a special account in compliance of provision of sub section (6) of section 135 of the Companies Act, 2013.

For S.R. Batliboi & Associates LLP

Chartered Accountants

ICAI Firm Registration Number: 101049W/E300004



per Aditya Vikram Bhauwala
Partner
Membership Number: 208382
UDIN: 24208382BKGPLS3677



Bengaluru
May 17, 2024

Annexure 2 to the Independent Auditor's Report of even date on the Ind AS financial statements of PVH Arvind Fashion Private Limited

Report on the Internal Financial Controls under Clause (i) of Sub-section 3 of Section 143 of the Companies Act, 2013 ("the Act")

We have audited the internal financial controls with reference to Ind AS financial statements of PVH Arvind Fashion Private Limited ("the Company") as of March 31, 2024 in conjunction with our audit of the Ind AS financial statements of the Company for the year ended on that date.

Management's Responsibility for Internal Financial Controls

The Company's management is responsible for establishing and maintaining internal financial controls based on the internal control over financial reporting criteria established by the Company considering the essential components of internal control stated in the Guidance Note on Audit of Internal Financial Controls Over Financial Reporting issued by the Institute of Chartered Accountants of India ("ICAI"). These responsibilities include the design, implementation and maintenance of adequate internal financial controls that were operating effectively for ensuring the orderly and efficient conduct of its business, including adherence to the Company's policies, the safeguarding of its assets, the prevention and detection of frauds and errors, the accuracy and completeness of the accounting records, and the timely preparation of reliable financial information, as required under the Companies Act, 2013.

Auditor's Responsibility

Our responsibility is to express an opinion on the Company's internal financial controls with reference to these Ind AS financial statements based on our audit. We conducted our audit in accordance with the Guidance Note on Audit of Internal Financial Controls Over Financial Reporting (the "Guidance Note") and the Standards on Auditing, as specified under section 143(10) of the Act, to the extent applicable to an audit of internal financial controls, both issued by ICAI. Those Standards and the Guidance Note require that we comply with ethical requirements and plan and perform the audit to obtain reasonable assurance about whether adequate internal financial controls with reference to these Ind AS financial statements was established and maintained and if such controls operated effectively in all material respects.

Our audit involves performing procedures to obtain audit evidence about the adequacy of the internal financial controls with reference to these Ind AS financial statements and their operating effectiveness. Our audit of internal financial controls with reference to Ind AS financial statements included obtaining an understanding of internal financial controls with reference to these Ind AS financial statements, assessing the risk that a material weakness exists, and testing and evaluating the design and operating effectiveness of internal control based on the assessed risk. The procedures selected depend on the auditor's judgement, including the assessment of the risks of material misstatement of the Ind AS financial statements, whether due to fraud or error.

We believe that the audit evidence we have obtained is sufficient and appropriate to provide a basis for our audit opinion on the Company's internal financial controls with reference to these Ind AS financial statements.

Meaning of Internal Financial Controls With Reference to these Ind AS Financial Statements

A company's internal financial controls with reference to Ind AS financial statements is a process designed to provide reasonable assurance regarding the reliability of financial reporting and the preparation of Ind AS financial statements for external purposes in accordance with generally accepted accounting principles. A company's internal financial controls with reference to Ind AS financial statements includes those policies and procedures that (1) pertain to the maintenance of records that, in reasonable detail, accurately and fairly reflect the transactions and dispositions of the assets of the company; (2) provide reasonable assurance that transactions are recorded as necessary to permit preparation of Ind AS financial statements in accordance with generally accepted accounting principles, and that receipts and expenditures of the company are being made only in accordance with authorisations of management and directors of the company; and (3) provide



S.R. BATLIBOI & ASSOCIATES LLP

Chartered Accountants

reasonable assurance regarding prevention or timely detection of unauthorised acquisition, use, or disposition of the company's assets that could have a material effect on the Ind AS financial statements.

Inherent Limitations of Internal Financial Controls With Reference to Ind AS Financial Statements

Because of the inherent limitations of internal financial controls with reference to Ind AS financial statements, including the possibility of collusion or improper management override of controls, material misstatements due to error or fraud may occur and not be detected. Also, projections of any evaluation of the internal financial controls with reference to Ind AS financial statements to future periods are subject to the risk that the internal financial control with reference to Ind AS financial statements may become inadequate because of changes in conditions, or that the degree of compliance with the policies or procedures may deteriorate.


Opinion

In our opinion, the Company has, in all material respects, adequate internal financial controls with reference to Ind AS financial statements and such internal financial controls with reference to Ind AS financial statements were operating effectively as at March 31, 2024, based on the internal control over financial reporting criteria established by the Company considering the essential components of internal control stated in the Guidance Note issued by the ICAI.

For S.R. Batliboi & Associates LLP

Chartered Accountants

ICAI Firm Registration Number: 101049W/E300004



per Aditya Vikram Bhauwala
Partner

Membership Number: 208382

UDIN: 24208382BKGPLS3677



Bangalore

May 17, 2024

	Notes	March 31, 2024	March 31, 2023
ASSETS			
Non-current assets			
Property, plant and equipment (net)	3	390.08	263.53
Capital work in progress	4	14.60	7.43
Intangible assets (net)	5	112.83	141.01
Right-of-use assets	26	1,189.37	1,031.83
Financial assets			
Other financial assets	6.3	220.39	186.83
Income tax assets (net)		93.23	87.36
Deferred tax assets (net)	38	230.21	199.71
Other non-current assets	7	40.50	32.03
Total non-current assets		2,291.21	1,949.73
Current assets			
Inventories	8	2,875.09	2,650.42
Financial assets			
Trade receivables	6.1	590.11	532.07
Cash and cash equivalents	6.2	1,394.77	1,570.87
Other financial assets	6.3	56.14	49.96
Other current assets	7	740.24	915.26
Total current assets		5,656.35	5,718.58
Total assets		7,947.56	7,668.31
EQUITY AND LIABILITIES			
Equity			
Equity share capital	9	50.03	50.03
Other equity	10	3,330.62	2,963.16
Total equity		3,380.65	3,013.19
Liabilities			
Non-current liabilities			
Financial liabilities			
Lease liabilities	26	1,029.19	861.96
Other financial liabilities	11.2	214.60	157.92
Provisions	12	1.29	6.72
Other non-current liabilities	13	8.04	5.05
Total non-current liabilities		1,253.12	1,031.65
Current liabilities			
Financial liabilities			
Lease liabilities	26	301.52	271.00
Trade payables	11.1		
Total outstanding dues of micro enterprises and small enterprises		81.08	-
Total outstanding dues of creditors other than micro enterprises and small enterprises		1,527.26	1,720.02
Other financial liabilities	11.2	105.14	117.90
Provisions	12	47.25	44.72
Income tax liability (net)		58.28	23.28
Other current liabilities	13	1,193.26	1,446.55
Total current liabilities		3,313.79	3,623.47
Total liabilities		4,566.91	4,655.12
Total equity and liabilities		7,947.56	7,668.31
Summary of material accounting policies			
	2.2		

The accompanying notes are an integral part of the Ind AS financial statements.

As per our report of even date

For S.R. Batliboi & Associates LLP
Chartered Accountants
ICAI Firm Registration Number: 101049W/ E300004

per Aditya Vikram Bhauwala
Partner
Membership No.: 208382

Place: Bengaluru
Date: May 17, 2024



For and on behalf of the Board of Directors of
PVH Arvind Fashion Private Limited
CIN: U52190GJ2011PTC084513

Kulir Sanjay Lalbhair
Director
DIN: 05206878

Place: Bengaluru
Date: May 17, 2024



Shailesh Shyam Chaturvedi
Managing Director
DIN: 03023079

Place: Bengaluru
Date: May 17, 2024

Handwritten signature of Shailesh Shyam Chaturvedi

PVH Arvind Fashion Private Limited
CIN: U52190GJ2011PTC084513
Statement of Profit and Loss for the year ended March 31, 2024
(Rupees in millions, unless stated otherwise)

	Notes	March 31, 2024	March 31, 2023
INCOME			
Revenue from contracts with customers	14	12,387.01	10,190.82
Other income	15	100.48	119.70
Finance income	16	99.13	92.44
Total income (i)		12,586.62	10,402.96
EXPENSES			
Purchase of traded goods	17	4,793.80	5,395.45
Changes in inventories of traded goods and right to return asset	18	(89.44)	(1,283.84)
Employee benefits expense	19	487.27	468.16
Depreciation and amortisation expense	20	548.00	474.52
Finance costs	21	178.28	141.86
Other expenses	22	4,835.02	3,865.72
Total expenses (ii)		10,752.93	9,061.87
Profit before tax [(iii) = (i) - (ii)]		1,833.69	1,341.09
Income tax expense			
Current tax	38	495.10	396.80
Deferred tax (credit)	38	(26.47)	(60.69)
Total tax expense (iv)		468.63	336.11
Profit for the year [(v) = (iii) - (iv)]		1,365.06	1,004.98
Other comprehensive income/ (loss)	23		
(i) Items not to be reclassified to profit or loss in subsequent periods:			
Re-measurement losses on defined benefit plans		(2.98)	(1.28)
Income tax effect on above	38	0.75	0.32
Net other comprehensive loss that will not be reclassified subsequently to profit or loss		(2.23)	(0.96)
(ii) Items to be reclassified to profit or loss in subsequent periods:			
Net movement on effective portion of cash flow hedges		(13.02)	7.97
Income tax effect on above	38	3.28	(2.01)
Net other comprehensive income/ (loss) that will be reclassified subsequently to profit or loss		(9.74)	5.96
Other comprehensive income/ (loss) for the year, net of tax (vi)		(11.97)	5.00
Total comprehensive income for the year, net of tax [(vii) = (v) + (vi)]		1,353.09	1,009.98
Earnings per equity share [nominal value of share Rs. 10 (March 31, 2023: Rs. 10)]			
Basic and diluted (in Rs.)		272.84	200.87
Weighted average number of equity shares used in computing basic and diluted earnings per share		5,003,178	5,003,178
Summary of material accounting policies	2.2		

The accompanying notes are an integral part of the Ind AS financial statements.

As per our report of even date

For S.R. Batliboi & Associates LLP
Chartered Accountants
ICAI Firm Registration Number: 101049W/ E300004

per Aditya Vikram Bhauwala
Partner
Membership No.: 208382

Place: Bengaluru
Date: May 17, 2024



For and on behalf of the Board of Directors of
PVH Arvind Fashion Private Limited
CIN: U52190GJ2011PTC084513

Kulin Sanjay Lalbl
Director
DIN: 05206878

Place: Bengaluru
Date: May 17, 2024

Shailesh Shyam Chaturvedi
Managing Director
DIN: 03023079

Place: Bengaluru
Date: May 17, 2024

A. Equity share capital

As at March 31, 2024

Balance as at April 1, 2023	Changes in equity share capital during the year	Balance as at March 31, 2024
50.03	-	50.03

As at March 31, 2023

Balance as at April 1, 2022	Changes in equity share capital during the year	Balance as at March 31, 2023
50.03	-	50.03

B. Other equity

As at March 31, 2024

	Reserves and surplus			Effective portion of cash flow hedges (Note 10.4)	Total
	Securities premium (Note 10.1)	Retained earnings (Note 10.2)	Capital reserve (Note 10.3)		
Balance as at April 1, 2023	1,650.28	1,048.31	259.00	5.57	2,963.16
Profit for the year	-	1,365.06	-	-	1,365.06
Other comprehensive income/ (loss) for the year	-	(2.23)	-	(10.35)	(12.58)
Loss recycled to profit and loss (net)	-	-	-	0.61	0.61
Dividend paid	-	(985.63)	-	-	(985.63)
Balance as at March 31, 2024	1,650.28	1,425.51	259.00	(4.17)	3,330.62

As at March 31, 2023

	Reserves and surplus			Effective portion of cash flow hedges (Note 10.4)	Total
	Securities premium (Note 10.1)	Retained earnings (Note 10.2)	Capital reserve (Note 10.3)		
Balance as at April 1, 2022	1,650.28	44.29	259.00	(0.39)	1,953.18
Profit for the year	-	1,004.98	-	-	1,004.98
Other comprehensive income/ (loss) for the year	-	(0.96)	-	5.84	4.88
Loss recycled to profit and loss (net)	-	-	-	0.12	0.12
Balance as at March 31, 2023	1,650.28	1,048.31	259.00	5.57	2,963.16

Summary of material accounting policies

Note 2.2

The accompanying notes are an integral part of the Ind AS financial statements.

As per our report of even date

For S.R. Batliboi & Associates LLP
Chartered Accountants
ICAI Firm Registration Number: 101049W/ E300004

Aditya Vikram Bhauwala
per Aditya Vikram Bhauwala
Partner

Membership No.: 208382

Place: Bengaluru
Date: May 17, 2024



For and on behalf of the Board of Directors of
PVH Arvind Fashion Private Limited
CIN: U52190GJ2011PTC084513

Kulraj Lalbhai
Kulraj Sanjay Lalbhai
Director
DIN: 05206878

Place: Bengaluru
Date: May 17, 2024



Shailesh Shyam Chaturvedi
Shailesh Shyam Chaturvedi
Managing Director

DIN: 03023079

Place: Bengaluru
Date: May 17, 2024

	March 31, 2024	March 31, 2023
Operating activities		
Profit before tax	1,833.69	1,341.09
Adjustments to reconcile profit before tax to net cash flows:		
Depreciation and amortisation expense	548.00	474.52
Rent concessions	(6.26)	-
Finance income	(99.13)	(92.44)
Finance costs (including interest on lease liability)	150.61	119.63
Fair value (gain)/ loss on financial instruments recycled from OCI (net)	0.61	0.12
Impairment allowance for trade receivables (net)	-	10.00
Loss/ (Gain) on reassessment of leases	(12.73)	4.16
Provision for doubtful advances	(1.42)	-
Unrealised foreign exchange (gain)/ loss	(0.39)	(3.48)
Loss on disposal of property, plant and equipment	1.33	5.29
Working capital adjustments:		
(Increase) in inventories	(224.67)	(1,149.99)
(Increase)/ decrease in trade receivables	(58.04)	132.89
(Increase) in other financial assets	(30.25)	(25.36)
Decrease/ (increase) in other current assets	155.05	(321.01)
Decrease/ (increase) in other non-current assets	3.16	(7.58)
(Decrease)/ increase in trade payables	(111.41)	545.35
Increase in other non-current liabilities	2.99	0.20
Increase in other financial liabilities	19.81	61.68
(Decrease)/ increase in provisions	(5.88)	8.12
(Decrease)/ increase in other current liabilities	(253.29)	594.36
	1,911.78	1,697.55
Income tax (paid)	(465.97)	(430.97)
Net cash flows from operating activities (A)	1,445.81	1,266.58
Investing activities		
Purchase of property, plant and equipment and intangible assets	(296.04)	(149.38)
Proceeds from sale of property, plant and equipment	12.90	2.81
Interest received (finance income)	82.63	71.01
Net cash flows used in investing activities (B)	(200.51)	(75.56)
Financing activities		
Dividends paid	(985.63)	-
Payment of principal amount of lease liabilities	(289.05)	(249.44)
Interest paid	(146.72)	(116.30)
Net cash flows used in financing activities (C)	(1,421.40)	(365.74)
Net (decrease)/ increase in cash and cash equivalents [(A)+(B)+(C)]	(176.10)	825.28
Cash and cash equivalents at the beginning of the year	1,570.87	745.59
Cash and cash equivalents at the end of the year	1,394.77	1,570.87
Cash and cash equivalents comprise of (refer note 6.2):		
Balances with banks on current accounts	65.04	84.11
Deposits with banks with original maturity of less than three months	1,320.00	1,485.00
Cash in hand	9.73	1.76
Cash and cash equivalents	1,394.77	1,570.87

Notes:

- a. The cash flow statement has been prepared under the indirect method as set out in Indian Accounting Standards (Ind AS 7), "Statement of Cash Flows".
b. Additions to property, plant and equipment include movement of capital advances, capital work-in-progress and capital creditors.

Summary of material accounting policies

2.2


The accompanying notes are an integral part of the Ind AS financial statements.

As per our report of even date

For S.R. Batliboi & Associates LLP
Chartered Accountants
ICAI Firm Registration Number: 101049W/ E300004

per Aditya Vikram Bhauwala
Partner
Membership No.: 208382

Place: Bengaluru
Date: May 17, 2024



For and on behalf of the Board of Directors of
PVH Arvind Fashion Private Limited
CIN: U52190GJ2011PTC084513

Kolin Sanjay Lalbhai
Director
DIN: 05206878

Place: Bengaluru
Date: May 17, 2024

Shailesh Shyam Chaturvedi
Managing Director
DIN: 03023079

Place: Bengaluru
Date: May 17, 2024

1. Corporate information

The Company is a private company domiciled in India and was incorporated on March 31, 2011 under the provisions of the Companies Act applicable in India. The registered office of the Company is located at Arvind Limited Premises, Naroda Road, Ahmedabad Gujarat - 380 025.

The Company is engaged in marketing and wholesale trading of 'Calvin Klein' brand fashion apparels, accessories and other products. The Company is also engaged in marketing and wholesale & retail trading of the Tommy Hilfiger brand apparels, accessories and other products. Further, the Company has sublicensed its rights to third parties for sale of certain other Tommy Hilfiger licensed products.

The financial statements were approved for issue in accordance with a resolution of the directors on May 17, 2024.

2. Material accounting policies

2.1 Statement of compliance and basis of preparation

The financial statements of the Company have been prepared in accordance with Indian Accounting Standards ("Ind AS") as issued under the Companies (Indian Accounting Standards) Rules, 2015 (as amended from time to time) read with section 133 of the Companies Act, 2013 ("the Act") and presentation requirements of Division II of Schedule III to the Companies Act, 2013, (Ind AS compliant Schedule III), as applicable.

The financial statements have been prepared on a historical cost basis, except certain financial assets and liabilities (including derivative instruments), which are measured at fair value (refer accounting policy regarding financial instruments).

The financial statements are presented in Indian Rupees ('INR') and all values are rounded off to the nearest millions, except when otherwise indicated.

The Company has prepared the financial statements on the basis that it will continue to operate as a going concern.

2.2 Summary of material accounting policies

The following are the material accounting policies applied by the Company in preparing its financial statements:

a. Current versus non-current classification

The Company presents assets and liabilities in the balance sheet based on current/ non-current classification. An asset is treated as current when it is:

- Expected to be realised or intended to be sold or consumed in the normal operating cycle.
- Held primarily for the purpose of trading
- Expected to be realised within twelve months after the reporting period, or
- Cash or cash equivalents unless restricted from being exchanged or used to settle a liability for at least twelve months after the reporting period

All other assets are classified as non-current.



A liability is treated as current when:

- It is expected to be settled in the normal operating cycle
- It is held primarily for the purpose of trading
- It is due to be settled within twelve months after the reporting period, or
- There is no unconditional right to defer the settlement of the liability for at least twelve months after the reporting period

The Company classifies all other liabilities as non-current.

Deferred tax assets and liabilities are classified as non-current assets and liabilities.

The operating cycle is the time between the acquisition of assets for processing and their realisation in cash and cash equivalents. The Company has identified twelve months as its operating cycle.

b. Foreign currencies

Items included in the financial statements of the Company are measured using the currency of the primary economic environment in which the entity operates (i.e. the "functional currency"). The Company's financial statements are presented in Indian Rupee, which is also the Company's functional and presentation currency.

Transactions and balances

Foreign currency transactions are recorded on initial recognition in the Company's functional currency using the exchange rate prevailing at the date of the transaction. However, for practical reasons, the Company uses an average rate if the average approximates the actual rate at the date of the transaction.

Monetary assets and liabilities denominated in foreign currencies, remaining unsettled at the end of the year, are translated at the functional currency spot rates of exchange at the reporting date.

Exchange differences arising on the settlement or translation of monetary items are recognised in the statement of profit or loss.

Non-monetary items that are measured in terms of historical cost in a foreign currency are translated using the exchange rates at the dates of the initial transactions. Non-monetary items measured at fair value in a foreign currency are translated using the exchange rates at the date when the fair value is determined. The gain or loss arising on translation of non-monetary items measured at fair value is treated in line with the recognition of the gain or loss on the change in fair value of the item (i.e. translation differences on items whose fair value gain or loss is recognised in Other Comprehensive Income (OCI) or profit or loss are also recognised in OCI or profit or loss, respectively).

c. Fair value measurement

The Company measures financial instruments, such as, derivatives at fair value at each balance sheet date.

Fair value is the price that would be received to sell an asset or paid to transfer a liability in an orderly transaction between market participants at the measurement date. The fair value measurement is based on the presumption that the transaction to sell the asset or transfer the liability takes place either:

- In the principal market for the asset or liability, or
- In the absence of a principal market, in the most advantageous market for the asset or liability



The principal or the most advantageous market must be accessible by the Company. The fair value of an asset or a liability is measured using the assumptions that market participants would use when pricing the asset or liability, assuming that market participants act in their economic best interest.

A fair value measurement of a non-financial asset takes into account a market participant's ability to generate economic benefits by using the asset in its highest and best use or by selling it to another market participant that would use the asset in its highest and best use.

The Company uses valuation techniques that are appropriate in the circumstances and for which sufficient data are available to measure fair value, maximising the use of relevant observable inputs and minimising the use of unobservable inputs.

All assets and liabilities for which fair value is measured or disclosed in the financial statements are categorised within the fair value hierarchy, described as follows, based on the lowest level input that is significant to the fair value measurement as a whole:

- Level 1 — Quoted (unadjusted) market prices in active markets for identical assets or liabilities;
- Level 2 — Valuation techniques for which the lowest level input that is significant to the fair value measurement is directly or indirectly observable; and
- Level 3 — Valuation techniques for which the lowest level input that is significant to the fair value measurement is unobservable.

For assets and liabilities that are recognised in the financial statements on a recurring basis, the Company determines whether transfers have occurred between levels in the hierarchy by re-assessing categorisation (based on the lowest level input that is significant to the fair value measurement as a whole) at the end of each reporting period.

d. Revenue from contracts with customers

Revenue from contracts with customers is recognised when control of the goods or services are transferred to the customer at an amount that reflects the consideration to which the Company expects to be entitled in exchange for those goods or services. The Company has generally concluded that it is the principal in its revenue arrangements, because it typically controls the goods or services before transferring them to the customer.

The disclosures of significant accounting judgements, estimates and assumptions relating to revenue from contracts with customers are provided in note 24.

Sale of goods

Revenue from sale of goods is recognised at the point in time when control of the asset is transferred to the customer, generally on delivery of the goods.

Revenue is measured at the fair value of the consideration received or receivable, net of returns and allowances, trade discounts and volume rebates, taking into account contractually defined terms of payment excluding taxes or duties collected on behalf of the government.

Goods and service tax (GST) is not received by the Company in its own account. Rather, it is tax collected on value added to the commodity by the seller on behalf of the government. Accordingly, it is excluded from revenue.

The Company considers whether there are other promises in the contract that are separate performance obligations to which a portion of the transaction price needs to be allocated. In determining the transaction price for the sale of goods, the Company considers the effects of variable consideration, the existence of significant financing components, non-cash consideration and consideration payable to the customer (if any).



(i) Variable consideration

If the consideration in a contract includes a variable amount, the Company estimates the amount of consideration to which it will be entitled in exchange for transferring the goods to the customer. The variable consideration is estimated at contract inception and constrained until it is highly probable that a significant revenue reversal in the amount of cumulative revenue recognised will not occur when the associated uncertainty with the variable consideration is subsequently resolved. Some contracts for the sale of goods provide customers with a right to return and discount. The right to return and discount give rise to variable consideration.

• *Rights to return*

Certain contracts provide a customer with a right to return the goods within a specified period. The Company uses the expected value method to estimate the goods that will not be returned because this method best predicts the amount of variable consideration to which the Company will be entitled. The requirements in Ind AS 115 on constraining estimates of variable consideration are also applied in order to determine the amount of variable consideration that can be included in the transaction price. For goods that are expected to be returned, instead of revenue, the Company recognises a refund liability and a right to return asset (and corresponding adjustment to change in inventory) is also recognised for the right to recover products from a customer.

• *Discount*

Discounts are offset against amounts payable by the customer. To estimate the variable consideration for the expected discount, the Company applies expected value method. The selected method that best predicts the amount of variable consideration is primarily driven by the expected discounts to be given to the end customers. The Company then applies the requirements on constraining estimates of variable consideration and is netted off with trade receivables for the expected future discounts.

• *Loyalty points programme*

The Company has loyalty points programme, which allows customers to accumulate points that can be redeemed to settle the price of a future sale. The loyalty points give rise to a separate performance obligation as they provide a material right to the customer. A portion of the transaction price is allocated to the loyalty points awarded to customers based on relative stand-alone selling price and recognised as a contract liability until the points are redeemed. Revenue is recognised upon redemption of products by the customer.

When estimating the stand-alone selling price of the loyalty points, the Company considers the likelihood that the customer will redeem the points. The Company updates its estimates of the points that will be redeemed and any adjustments to the contract liability are charged against revenue.

(ii) Contract balances

• *Contract assets*

A contract asset is the right to consideration in exchange for goods or services transferred to the customer. If the Company performs by transferring goods or services to a customer before the customer pays consideration or before payment is due, a contract asset is recognised for the earned consideration that is conditional.

• *Trade receivables*

A receivable represents the Company's right to an amount of consideration that is unconditional (i.e. only the passage of time is required before payment of the consideration is due). Refer to accounting policies of financial assets in section (o) Financial instruments – initial recognition and subsequent measurement.

• *Contract liabilities*

A contract liability is the obligation to transfer goods or services to a customer for which the Company has received consideration (or an amount of consideration is due) from the customer. If a customer pays consideration before the Company transfers goods or services to the customer, a contract liability is



recognised when the payment is made or the payment is due (whichever is earlier). Contract liabilities are recognised as revenue when the Company performs under the contract.

(iii) Assets and liabilities arising from right to return

• *Right to return asset*

Right to return asset represents the Company's right to recover the goods expected to be returned by customers. The asset is measured at the former carrying amount of the inventory, less any expected costs to recover the goods, including any potential decreases in the value of the returned goods. The Company updates the measurement of the asset recorded for any revisions to its expected level of returns, as well as any additional decreases in the value of the returned products.

• *Refund liability*

A refund liability is the obligation to refund some or all of the consideration received (or receivable) from the customer and is measured at the amount the Company ultimately expects it will have to return to the customer. The Company updates its estimates of refund liabilities (and the corresponding change in the transaction price) at the end of each reporting period. Refer to above accounting policy on variable consideration.

(iv) Interest income

For all debt instruments measured at amortised cost, interest income is recorded using the effective interest rate (EIR). EIR is the rate that exactly discounts the estimated future cash payments or receipts over the expected life of the financial instrument or a shorter period, where appropriate, to the gross carrying amount of the financial asset or to the amortised cost of a financial liability. When calculating the EIR, the Company estimates the expected cash flows by considering all the contractual terms of the financial instrument (for example, prepayment, extension) but does not consider the expected credit losses. Interest income is included in finance income in the statement of profit or loss.

(v) Licence fee/ Commission

Revenue from license fee and commission is recognized as per contractual terms, on an accrual basis.

e. Taxes

Tax expense comprises of current tax and deferred tax.

Current income tax

Current income tax assets and liabilities are measured at the amount expected to be recovered from or paid to the taxation authorities in accordance with the Income Tax Act, 1961 enacted in India. The tax rates and tax laws used to compute the amount are those that are enacted or substantively enacted, at the reporting date.

Current income tax relating to items recognised outside the statement of profit and loss is recognised outside the statement of profit and loss (either in OCI or in equity). Current tax items are recognised in correlation to the underlying transaction either in OCI or directly in equity. Management periodically evaluates positions taken in the tax returns with respect to situations in which applicable tax regulations are subject to interpretation and establishes provisions where appropriate.

Deferred tax

Deferred tax is provided using the liability method on temporary differences between the tax bases of assets and liabilities and their carrying amounts for financial reporting purposes at the reporting date.

Deferred tax liabilities are recognised for all taxable temporary differences, except when the deferred tax liability arises from the initial recognition of goodwill or an asset or liability in a transaction that is not a



business combination and, at the time of the transaction, affects neither the accounting profit nor taxable profit or loss.

Deferred tax assets are recognised for all deductible temporary differences, the carry forward of unused tax credits and any unused tax losses. Deferred tax assets are recognised to the extent that it is probable that taxable profit will be available against which the deductible temporary differences, and the carry forward of unused tax credits and unused tax losses can be utilised, except when the deferred tax asset relating to the deductible temporary difference arises from the initial recognition of an asset or liability in a transaction that is not a business combination and, at the time of the transaction, affects neither the accounting profit nor taxable profit or loss.

The carrying amount of deferred tax assets is reviewed at each reporting date and reduced to the extent that it is no longer probable that sufficient taxable profit will be available to allow all or part of the deferred tax asset to be utilised. Unrecognised deferred tax assets are re-assessed at each reporting date and are recognised to the extent that it has become probable that future taxable profits will allow the deferred tax asset to be recovered.

In assessing the recoverability of deferred tax assets, the Company considers whether the entity has sufficient taxable temporary differences relating to the same taxation authority and the same taxable entity, which will result in taxable amounts against which the unused tax losses or unused tax credits can be utilised before they expire.

Deferred tax assets and liabilities are measured at the tax rates that are expected to apply in the year when the asset is realised or the liability is settled, based on tax rates (and tax laws) that have been enacted or substantively enacted at the reporting date.

Deferred tax relating to items recognised outside profit or loss is recognised outside profit or loss either in other comprehensive income or in equity in correlation to the underlying transaction.

Deferred tax assets and deferred tax liabilities are offset if a legally enforceable right exists to set off current tax assets against current tax liabilities and the deferred taxes relate to the same taxable entity and the same taxation authority.

f. Property, plant and equipment

All items of property, plant and equipment is stated at cost, net of accumulated depreciation and accumulated impairment losses, if any. The cost comprises purchase price, cost of replacing part of the plant and equipment, borrowing costs if the recognition criteria are met and directly attributable cost of bringing the asset to its location and condition necessary for the intended use. Any trade discounts and rebates are deducted in arriving at the purchase price. When significant parts of plant and equipment are required to be replaced at intervals, the Company depreciates them separately based on their specific useful lives. Likewise, when a major inspection is performed, its cost is recognised in the carrying amount of the plant and equipment as a replacement if the recognition criteria are satisfied. All other repair and maintenance costs are recognised in statement of profit and loss as incurred. The present value of the expected cost for the decommissioning of an asset after its use is included in the cost of the respective asset if the recognition criteria for a provision are met and if the amount is material.

An item of property, plant and equipment and any significant part initially recognised is derecognised upon disposal or when no future economic benefits are expected from its use or disposal. Any gain or loss arising on de-recognition of the asset (calculated as the difference between the net disposal proceeds and the carrying amount of the asset) is included in the statement of profit and loss when the asset is derecognised.

Property, plant and equipment under installation or construction as at the balance sheet date is shown as capital work-in-progress and is stated at cost, net of accumulated impairment loss, if any. Further the related advances are shown under non-current assets.



Depreciation on property, plant and equipment is calculated on straight-line basis using the rates arrived at based on the useful life estimated by the management. The identified components, if any, are depreciated over their useful life and the remaining assets are depreciated over the life of the principal asset.

The management believes that depreciation rates used fairly reflect its estimate of the useful lives and residual values of property, plant and equipment, though these rates in certain cases are different from lives prescribed under Schedule II of the Companies Act 2013. The Company has used the following estimated useful lives to provide depreciation on its property, plant and equipment.

<u>Category of assets</u>	<u>Useful life estimated by management</u>	<u>Useful life as per Schedule II</u>
Furniture and fixtures	5 years	10 years
Office equipment	3 years	5 years
Electrical installations	5 years	10 years
Computers and accessories	3 years	3 years
Servers and networks	6 years	6 years
Vehicles	4 years	8 years

Leasehold improvements are depreciated over the useful life of 5 years or over the period of the lease, whichever is lower.

The residual values, useful lives and methods of depreciation of property, plant and equipment are reviewed at each financial year end and adjusted prospectively, if appropriate.

g. Intangible assets

Intangible assets acquired separately are measured on initial recognition at cost. Following initial recognition, intangible assets are carried at cost less accumulated amortisation and accumulated impairment losses, if any. Internally generated intangible assets, excluding capitalised development costs, are not capitalised and the related expenditure is recognised in the Statement of profit and loss in the period in which expenditure is incurred.

The useful lives of intangible assets are assessed as finite.

Intangible assets with finite lives are amortised over the useful economic life and assessed for impairment whenever there is an indication that the intangible asset may be impaired. The amortisation period and the amortisation method for an intangible asset with a finite useful life are reviewed at least at the end of each reporting period. Changes in the expected useful life or the expected pattern of consumption of future economic benefits embodied in the asset are considered to modify the amortisation period or method, as appropriate, and are treated as changes in accounting estimates. The amortisation expense on intangible assets with finite lives is recognised in the statement of profit and loss.

Gains or losses arising from de-recognition of an intangible asset are measured as the difference between the net disposal proceeds and the carrying amount of the asset and are recognised in the statement of profit or loss when the asset is derecognised.

A summary of amortisation policies applied to the Company's intangible assets is as below:

<u>Category of assets</u>	<u>Useful life estimated by management</u>
License rights	Over the remaining term of license period or 15 years whichever is less
Computer software	3-5 years



h. Leases

The Company assesses at contract inception whether a contract is, or contains, a lease. That is, if the contract conveys the right to control the use of an identified asset for a period of time in exchange for consideration.

The Company's lease assets class primarily consist of lease of building or premises and motor vehicles.

Company as a lessee

The Company applies a single recognition and measurement approach for all leases, except for short-term leases and leases of low-value assets. The Company recognises lease liabilities to make lease payments and right-of-use assets representing the right to use the underlying assets.

i) Right-of-use assets

The Company recognises right-of-use assets at the commencement date of the lease (i.e. the date the underlying asset is available for use). Right-of-use assets are measured at cost, less any accumulated depreciation and impairment losses, and adjusted for any re-measurement of lease liabilities. The cost of right-of-use assets includes the amount of lease liabilities recognised, initial direct costs incurred, and lease payments made at or before the commencement date less any lease incentives received. Right-of-use assets are depreciated on a straight-line basis over the shorter of the lease term and the estimated useful lives of the assets, as follows:

- | | |
|--------------------------------|--------------|
| • Leasehold building/ premises | 1 to 9 years |
| • Motor vehicles | 5 years |

If ownership of the leased asset transfers to the Company at the end of the lease term or the cost reflects the exercise of a purchase option, depreciation is calculated using the estimated useful life of the asset.

The right-of-use assets are also subject to impairment. Refer to the accounting policies in section (k) Impairment of non-financial assets.

ii) Lease liabilities

At the commencement date of the lease, the Company recognises lease liabilities measured at the present value of lease payments to be made over the lease term. The lease payments include fixed payments (including in substance fixed payments) less any lease incentives receivable, variable lease payments that depend on an index or a rate, and amounts expected to be paid under residual value guarantees. The lease payments also include the exercise price of a purchase option reasonably certain to be exercised by the Company and payments of penalties for terminating the lease, if the lease term reflects the Company exercising the option to terminate. Variable lease payments that do not depend on an index or a rate are recognised as rent expenses in the period in which the event or condition that triggers the payment occurs.

In calculating the present value of lease payments, the Company uses its incremental borrowing rate at the lease commencement date because the interest rate implicit in the lease is not readily determinable. After the commencement date, the amount of lease liabilities is increased to reflect the accretion of interest and reduced for the lease payments made. In addition, the carrying amount of lease liabilities is re-measured if there is a modification, a change in the lease term, a change in the lease payments (e.g. changes to future payments resulting from a change in an index or rate used to determine such lease payments) or a change in the assessment of an option to purchase the underlying asset.

iii) Short-term leases and leases of low-value assets

The Company applies the short-term lease recognition exemption to its short-term leases of office equipment (i.e. those leases that have a lease term of 12 months or less from the commencement date and do not contain a purchase option). It also applies the lease of low-value assets recognition exemption to leases of office equipment that are considered to be low value. Lease payments on short-term leases and leases of low-value assets are recognised as expense on a straight-line basis over the lease term.



(Handwritten signature)



Company as a lessor

The Company subleases certain leased premises to its franchisees. As intermediate lessor the Company classifies the sublease as a finance lease, if the conditions of finance lease are met and derecognises the right-of-use asset under the head lease which it transfers to the sub lessee, recognises the net investment in the sublease as an asset, recognises the difference between the right-of-use asset and the net investment as a gain or loss and continues to recognise the lease liability, i.e. the lease payments owed to the head lessor, for the head lease.

Leases in which the Company does not transfer substantially all the risks and rewards incidental to ownership of an asset are classified as operating leases. The sublease rentals received during the year has been recognised in the statement of profit and loss during the year. Initial direct costs incurred in negotiating and arranging an operating lease are added to the carrying amount of the leased asset and recognised over the lease term on the same basis as rental income.

i. Inventories

Inventories are valued at lower of cost and net realisable value. Cost of goods is ascertained to be actual landed cost of the individual cost of inventory.

Net realisable value is the estimated selling price in the ordinary course of business, less estimated costs necessary to make the sale.

Cost includes cost of purchase and other costs in bringing the inventories to their present location and condition. Cost is determined on weighted average cost basis.

Cost of inventories includes the foreign exchange gains and losses on qualifying cash flow hedges for foreign exchange forward contracts in respect of the purchases of inventory.

Obsolete, defective and unsaleable inventory are duly provided for basis the management estimates. Refer note 24.

j. Impairment of non-financial assets

The Company assesses at each reporting date whether there is an indication that an asset may be impaired. If any indication exists, or when annual impairment testing for an asset is required, the Company estimates the asset's recoverable amount. An asset's recoverable amount is the higher of an asset's or cash generating unit's (CGU) fair value less cost of disposal and its value in use. The recoverable amount is determined for an individual asset, unless the asset does not generate cash inflows that are largely independent of those from other assets or groups of assets. Where the carrying amount of an asset or CGU exceeds its recoverable amount, the asset is considered impaired and is written down to its recoverable amount.

In assessing value in use, the estimated future cash flows are discounted to their present value using a pre-tax discount rate that reflects current market assessments of the time value of money and the risks specific to the asset. In determining fair value less cost of disposal, recent market transactions are taken into account, if available. If no such transactions can be identified, an appropriate valuation model is used.

The Company basis its impairment calculation on detailed budgets and forecast calculations, which are prepared separately for each of the Company's CGUs to which the individual assets are allocated. These budgets and forecast calculations generally covers a period of five years. For longer periods, a long-term growth rate is calculated and applied to project future cash flows after the fifth year. To estimate cash flow projections beyond periods covered by the most recent budgets/forecasts, the Company extrapolates cash flow projections in the budget using a steady or declining growth rate for subsequent years, unless an increasing rate can be justified. In any case, this growth rate does not exceed the long-term average growth rate for the industry and the country in which the Company operates, or for the market in which the asset is used.



Impairment losses of continuing operations, including impairment on inventories, are recognised in the statement of profit and loss, except for previously revalued property, plant and equipment with the revaluation surplus taken to OCI. For such properties, the impairment is recognised in OCI up to the amount of any previous revaluation surplus.

After impairment, depreciation is provided on the revised carrying amount of the asset over its remaining useful life.

An assessment is made at each reporting date as to whether there is any indication that previously recognised impairment losses may no longer exist or may have decreased. If such indication exists, the Company estimates the asset's or CGU's recoverable amount. A previously recognised impairment loss is reversed only if there has been a change in the assumptions used to determine the asset's recoverable amount since the last impairment loss was recognised. The reversal is limited so that the carrying amount of the asset does not exceed its recoverable amount, nor exceed the carrying amount that would have been determined, net of depreciation, had no impairment loss been recognised for the asset in prior years. Such reversal is recognised in the statement of profit and loss unless the asset is carried at a re-valued amount, in which case the reversal is treated as a revaluation increase.

k. Provisions

Provisions are recognised when the Company has a present obligation (legal or constructive) as a result of past event, it is probable that an outflow of resources embodying economic benefits will be required to settle the obligation and a reliable estimate can be made of the amount of the obligation. The expense relating to a provision is presented in the statement of profit and loss net of any reimbursement.

If the effect of the time value of money is material, provisions are discounted using a current pre-tax rate that reflects, when appropriate, the risks specific to the liability. When discounting is used, the increase in the provision due to the passage of time is recognised as a finance cost. These estimates are reviewed at each reporting date and adjusted to reflect the current best estimates.

l. Earnings Per Share (EPS)

Basic EPS is calculated by dividing the net profit for the period attributable to equity shareholders (after deducting preference dividends and attributable taxes) by the weighted average number of equity shares outstanding during the period. The weighted average number of equity shares outstanding during the period is adjusted for events such as bonus issue, bonus element in a rights issue, share split, and reverse share split (consolidation of shares) that have changed the number of equity shares outstanding, without a corresponding change in resources.

For the purpose of calculating diluted earnings per share, the net profit for the period attributable to equity shareholders and the weighted average number of shares outstanding during the period are adjusted for the effects of all dilutive potential equity shares.

m. Retirement and other employee benefits

a) Defined contribution plan

Retirement benefit, in the form of provident fund, is a defined contribution scheme in respect of which the Company has no obligation other than the contribution payable to the provident fund. The Company recognises contribution payable to the provident fund scheme as expenditure when an employee renders the related service. If the contribution payable to the scheme for service received before the balance sheet date exceeds the contribution already paid, the deficit payable to the scheme is recognised as a liability after deducting the contribution already paid. If the contribution already paid exceeds the contribution due for the services received before the balance sheet, then the excess is recognised as an asset to the extent that the pre-payment will lead to, for example, a reduction in future payment or a cash refund.



b) Defined benefit plan

Gratuity liability is a defined benefit obligation and is provided for on the basis of an actuarial valuation on projected unit credit method made at the end of each financial year.

The Company contributes to a gratuity fund maintained by an independent insurance company.

Re-measurements, comprising of actuarial gains and losses, the effect of the asset ceiling, excluding amounts included in net interest on the net defined benefit liability and the return on plan assets (excluding amounts included in net interest on the net defined benefit liability), are recognised immediately in the balance sheet with a corresponding debit or credit to retained earnings through OCI in the period in which they occur. Re-measurements are not reclassified to profit or loss in subsequent periods.

Past service costs are recognised in the statement of profit or loss on the earlier of:

- The date of the plan amendment or curtailment, and
- The date that the Company recognises related restructuring costs

Net interest is calculated by applying the discount rate to the net defined benefit liability or asset. The Company recognises the following changes in the net defined benefit obligation as an expense in the statement of profit and loss:

- (i) Service costs comprising current service costs, past-service costs, gains and losses on curtailments and non-routine settlements; and
- (ii) Net interest expense or income

c) Leave encashment/ compensated absence

Accumulated leave, which is expected to be utilised within the next 12 months, is treated as short-term employee benefit. The Company measures the expected cost of such absences as the additional amount that it expects to pay as a result of the unused entitlement that has accumulated at the reporting date.

The Company treats accumulated leave expected to be carried forward beyond twelve months, as long-term employee benefit for measurement purposes. Such long-term compensated absences are provided for based on the actuarial valuation using the projected unit credit method at the year-end. Actuarial gains/ losses are immediately taken to the statement of profit and loss and are not deferred. The Company presents the entire leave as a current liability in the balance sheet, as it does not have an unconditional right to defer its settlement for 12 months after the reporting date.

n. Financial instruments

A financial instrument is any contract that gives rise to a financial asset of one entity and a financial liability or equity instrument of another entity.

Financial assets

Initial recognition and measurement

Financial assets are classified, at initial recognition, as subsequently measured at amortised cost, fair value through other comprehensive income (OCI) and fair value through profit or loss.

The classification of financial assets at initial recognition depends on the financial asset's contractual cash flow characteristics and the Company's business model for managing them. With the exception of trade receivables that do not contain a significant financing component or for which the Company has applied the practical expedient, the Company initially measures a financial asset at its fair value plus, in the case of a financial asset not at fair value through profit or loss, transaction costs. Trade receivables that do not contain a significant financing component or for which the Company has applied the practical expedient are measured at the transaction price determined under Ind AS 115. Refer to the accounting policies in section (d) Revenue from contracts with customers.



PVH Arvind Fashion Private Limited

CIN: U52190GJ2011PTC084513

Notes to the financial statements for the year ended March 31, 2024

Purchases or sales of financial assets that require delivery of assets within a time frame established by regulation or convention in the marketplace (regular way trades) are recognised on the trade date, i.e. the date that the Company commits to purchase or sell the asset.

Subsequent measurement

i. Debt instruments at amortised cost

A 'debt instrument' is measured at the amortised cost if both the following conditions are met:

- a) The asset is held within a business model whose objective is to hold assets for collecting contractual cash flows, and
- b) Contractual terms of the asset give rise on specified dates to cash flows that are solely payments of principal and interest (SPPI) on the principal amount outstanding.

After initial measurement, such financial assets are subsequently measured at amortised cost using the effective interest rate (EIR) method. Amortised cost is calculated by taking into account any discount or premium on acquisition and fees or costs that are an integral part of the EIR. The EIR amortisation is included in finance income in the statement of profit or loss. The losses arising from impairment are recognised in the statement of profit and loss. This category generally applies to trade and other receivables. For more information on receivables, refer note 6.1.

De-recognition

A financial asset (or, where applicable, a part of a financial asset or part of a Company of similar financial assets) is primarily derecognised (i.e. removed from the Company's balance sheet) when:

- (i) The rights to receive cash flows from the asset have expired, or
- (ii) The Company has transferred its rights to receive cash flows from the asset or has assumed an obligation to pay the received cash flows in full without material delay to a third party under a 'pass-through' arrangement; and either (a) the Company has transferred substantially all the risks and rewards of the asset, or (b) the Company has neither transferred nor retained substantially all the risks and rewards of the asset, but has transferred control of the asset.

When the Company has transferred its rights to receive cash flows from an asset or has entered into a pass-through arrangement, it evaluates if and to what extent it has retained the risks and rewards of ownership. When it has neither transferred nor retained substantially all of the risks and rewards of the asset, nor transferred control of the asset, the Company continues to recognise the transferred asset to the extent of the Company's continuing involvement. In that case, the Company also recognises an associated liability. The transferred asset and the associated liability are measured on a basis that reflects the rights and obligations that the Company has retained.

Continuing involvement that takes the form of a guarantee over the transferred asset is measured at the lower of the original carrying amount of the asset and the maximum amount of consideration that the Company could be required to repay.

Impairment of financial assets

Further disclosures relating to impairment of financial assets are also provided in the following notes:

- a) Disclosures for significant judgements, estimates and assumptions – Refer Note 24
- b) Debt instruments at fair value through OCI – Refer Note 6
- c) Trade receivables and contract assets – Refer Note 6

The Company recognises an allowance for expected credit losses (ECLs) for all debt instruments not held at fair value through profit or loss. ECLs are based on the difference between the contractual cash flows due in accordance with the contract and all the cash flows that the Company expects to receive, discounted at an approximation of the original effective interest rate. The expected cash flows will include cash flows from the sale of collateral held or other credit enhancements that are integral to the contractual terms.



ECLs are recognised in two stages. For credit exposures for which there has not been a significant increase in credit risk since initial recognition, ECLs are provided for credit losses that result from default events that are possible within the next 12-months (a 12-month ECL). For those credit exposures for which there has been a significant increase in credit risk since initial recognition, a loss allowance is required for credit losses expected over the remaining life of the exposure, irrespective of the timing of the default (a lifetime ECL).

For trade receivables, the Company applies a simplified approach in calculating ECL. Therefore, the Company does not track changes in credit risk, but instead recognises a loss allowance based on lifetime ECL at each reporting date. The Company has established a provision matrix that is based on its historical credit loss experience, adjusted for forward-looking factors specific to the debtors and the economic environment.

Financial liabilities

Initial recognition and measurement

Financial liabilities are classified, at initial recognition, as financial liabilities at fair value through profit or loss, loans and borrowings, payables or as derivatives designated as hedging instruments in an effective hedge, as appropriate.

All financial liabilities are recognised initially at fair value and in the case of loans and borrowings and payables, net of directly attributable transaction costs. The Company's financial liabilities include security deposits, trade and other payables, loans and borrowings including bank overdrafts and derivative financial instruments.

Subsequent measurement

The measurement of financial liabilities depends on their classification, as described below:

Loans and borrowings

After initial recognition, interest-bearing loans and borrowings are subsequently measured at amortised cost using the EIR method. Gains and losses are recognised in the statement of profit and loss when the liabilities are derecognised as well as through the EIR amortisation process.

Amortised cost is calculated by taking into account any discount or premium on acquisition and fees or costs that are an integral part of the EIR. The EIR amortisation is included as finance costs in the statement of profit and loss. This category generally applies to borrowings. For more information refer note 39.

De-recognition

A financial liability is derecognised when the obligation under the liability is discharged or cancelled or expires. When an existing financial liability is replaced by another from the same lender on substantially different terms, or the terms of an existing liability are substantially modified, such an exchange or modification is treated as the de-recognition of the original liability and the recognition of a new liability. The difference in the respective carrying amounts is recognised in the statement of profit and loss.

Offsetting of financial instruments

Financial assets and financial liabilities are offset and the net amount is reported in the balance sheet if there is a currently enforceable legal right to offset the recognised amounts and there is an intention to settle on a net basis, to realise the assets and settle the liabilities simultaneously.

o. Derivative financial instruments and hedge accounting

Initial recognition and subsequent measurement

The Company uses derivative financial instruments, such as forward contracts to hedge its foreign currency risks. Such derivative financial instruments are initially recognised at fair value on the date on which a derivative contract is entered into and are subsequently re-measured at fair value. Derivatives are carried as financial assets when the fair value is positive and as financial liabilities when the fair value is negative.



The purchase contracts that meet the definition of a derivative under Ind AS 109 are recognised in the statement of profit and loss.

Any gains or losses arising from changes in the fair value of derivatives are taken directly to profit or loss, except for the effective portion of cash flow hedges, which is recognised in OCI and later reclassified to profit or loss when the hedge item affects profit or loss or treated as basis adjustment if a hedged forecast transaction subsequently results in the recognition of a non-financial asset or non-financial liability.

For the purpose of hedge accounting, hedges are classified as:

- (i) Fair value hedges when hedging the exposure to changes in the fair value of a recognised asset or liability or an unrecognised firm commitment
- (ii) Cash flow hedges when hedging the exposure to variability in cash flows that is either attributable to a particular risk associated with a recognised asset or liability or a highly probable forecast transaction or the foreign currency risk in an unrecognised firm commitment
- (iii) Hedges of a net investment in a foreign operation

At the inception of a hedge relationship, the Company formally designates and documents the hedge relationship to which the Company wishes to apply hedge accounting and the risk management objective and strategy for undertaking the hedge.

The documentation includes the Company's risk management objective and strategy for undertaking hedge, the hedging/ economic relationship, the hedged item or transaction, the nature of the risk being hedged, hedge ratio and how the entity will assess the effectiveness of changes in the hedging instrument's fair value in offsetting the exposure to changes in the hedged item's fair value or cash flows attributable to the hedged risk. Such hedges are expected to be highly effective in achieving offsetting changes in fair value or cash flows and are assessed on an on-going basis to determine that they actually have been highly effective throughout the financial reporting periods for which they were designated.

Cash flow hedges that meet the strict criteria for hedge accounting are accounted for, as described below:

The effective portion of the gain or loss on the hedging instrument is recognised in OCI in the cash flow hedge reserve, while any ineffective portion is recognised immediately in the statement of profit and loss.

The Company uses forward currency contracts as hedges of its exposure to foreign currency risk in forecast transactions and firm commitments. The ineffective portion relating to foreign currency contracts is recognised in finance costs. Refer note 31 for more details.

Amounts recognised as OCI are transferred to profit or loss when the hedged transaction affects profit or loss, such as when the hedged financial income or financial expense is recognised or when a forecast purchase occurs.

If the hedging instrument expires or is sold, terminated or exercised without replacement or rollover (as part of the hedging strategy), or if its designation as a hedge is revoked, or when the hedge no longer meets the criteria for hedge accounting, any cumulative gain or loss previously recognised in OCI remains separately in equity until the forecast transaction occurs or the foreign currency firm commitment is met.

p. Cash and cash equivalents

Cash and cash equivalents in the balance sheet comprise cash at banks and on hand and short-term deposits with an original maturity of three months or less, which are subject to an insignificant risk of changes in value.



For the purpose of the statement of cash flows, cash and cash equivalents consist of cash and short-term deposits, as defined above.

q. Contingent liabilities

A contingent liability is a possible obligation that arises from past events whose existence will be confirmed by the occurrence or non-occurrence of one or more uncertain future events beyond the control of the Company or a present obligation that is not recognised because it is not probable that an outflow of resources will be required to settle the obligation. A contingent liability also arises in extremely rare cases where there is a liability that cannot be recognised because it cannot be measured reliably. The Company does not recognise a contingent liability but discloses its existence in the financial statements unless the possibility of an outflow of resources embodying economic benefits is remote.

Contingent liabilities and commitments are reviewed by the management at each balance sheet date.

r. Segment reporting

Identification of segments

The Company's operating businesses are organised and managed separately according to the nature of products and services provided, with each segment representing a strategic business unit that offers different products and serves different markets. The analysis of geographical segments is based on the areas in which major operating divisions of the Company operate.

Segment accounting policies

The Company prepares its segment information in conformity with the accounting policies adopted for preparing and presenting the financial statements of the Company as a whole.

s. Dividend

The Company recognises a liability to pay dividend to equity holders of the parent when the distribution is authorised, and the distribution is no longer at the discretion of the Company. As per the corporate laws in India, a distribution is authorised when it is approved by the shareholders. A corresponding amount is recognised directly in equity.

2.3 Changes in accounting policies and disclosures

New and amended standards

The ministry of Corporate Affairs has notified Companies (Indian Accounting Standards) Amendments Rules, 2023 to amend the following Ind AS which are effective for annual periods beginning on or after April 1, 2023. The Company applied for the first-time these amendments:


- (i) Definition of Accounting Estimates - Amendments to Ind AS 8

The amendments clarify the distinction between changes in accounting estimates and changes in accounting policies and the correction of errors. It has also been clarified how entities use measurement techniques and inputs to develop accounting estimates.

These amendments had no impact on the financial statements of the Company.

- (ii) Disclosure of Accounting Policies - Amendments to Ind AS 1

The amendments aim to help entities provide accounting policy disclosures that are more useful by replacing the requirement for entities to disclose their 'significant' accounting policies with a requirement to disclose



PVH Arvind Fashion Private Limited

CIN: U52190GJ2011PTC084513

Notes to the financial statements for the year ended March 31, 2024

their 'material' accounting policies and adding guidance on how entities apply the concept of materiality in making decisions about accounting policy disclosures.

The amendments have had an impact on the Company's disclosures of accounting policies, but not on the measurement, recognition or presentation of any items in the Company's financial statements.

- (iii) Deferred Tax related to Assets and Liabilities arising from a Single Transaction – Amendments to Ind AS 12

The amendments narrow the scope of initial recognition exception under Ind AS 12, so that it no longer applies to transactions that give rise to equal taxable and deductible temporary differences such as leases.

The Company previously recognised for deferred tax on leases on a net basis. As a result of these amendments, the Company has recognised a separate deferred tax asset in relation to its lease liabilities and a deferred tax liability in relation to its right-of-use assets. Since, these balances qualify for offset as per the requirements of paragraph 74 of Ind AS 12, there is no impact in the balance sheet.

Apart from these, consequential amendments and editorials have been made to other Ind AS like Ind AS 101, Ind AS 102, Ind AS 103, Ind AS 107, Ind AS 109, Ind AS 115 and Ind AS 34.

2.4 Standards notified but not yet effective

There are no standards that are notified and not yet effective as on the date.



3: Property, plant and equipment ("PPE") (net)

	Furniture and fixtures	Office equipment	Electrical installations	Leasehold improvements	Computers and accessories	Vehicles	Total
Cost							
As at April 1, 2022	100.31	29.61	4.73	643.40	45.85	4.40	828.30
Additions	6.98	4.71	0.22	156.51	12.35	0.09	180.86
Disposals	(7.98)	(6.48)	(0.37)	(118.85)	(1.70)	-	(135.38)
As at March 31, 2023	99.31	27.84	4.58	681.06	56.50	4.49	873.78
Additions	21.72	10.46	4.61	231.20	19.66	-	287.65
Disposals	-	(0.62)	-	(60.26)	(4.11)	-	(64.99)
As at March 31, 2024	121.03	37.68	9.19	852.00	72.05	4.49	1,096.44
Depreciation							
As at April 1, 2022	68.17	25.61	4.24	428.88	38.41	2.94	568.25
Depreciation charge for the year	16.37	2.73	0.35	143.69	5.70	0.44	169.28
Disposals	(6.99)	(5.75)	(0.37)	(112.53)	(1.64)	-	(127.28)
As at March 31, 2023	77.55	22.59	4.22	460.04	42.47	3.38	610.25
Depreciation charge for the year	12.25	3.93	0.57	121.28	8.39	0.45	146.87
Disposals	-	(0.46)	-	(46.27)	(4.03)	-	(50.76)
As at March 31, 2024	89.80	26.06	4.79	535.05	46.83	3.83	706.36
Net book value							
As at March 31, 2023	21.76	5.25	0.36	221.02	14.03	1.11	263.53
As at March 31, 2024	31.23	11.62	4.40	316.95	25.22	0.66	390.08

Notes:

- a. The Company did not hold any immovable property during the financial year ending on March 31, 2024 and March 31, 2023.
b. The Company has not revalued its property, plant and equipment including right-of-use assets during the financial year ending on March 31, 2024 and March 31, 2023.

4: Capital work-in-progress

	Total
As at April 1, 2022	-
Additions	7.43
Capitalised during the year	-
As at March 31, 2023	7.43
Additions	14.60
Capitalised during the year	(7.43)
As at March 31, 2024	14.60

Notes:

- a. Capital work-in-progress mainly comprises of pending capitalization of leasehold improvements for stores under construction.
b. There are no projects whose completion is overdue or has exceeded its cost compared to its original plan. Hence the disclosure has been dispensed with.

Capital work in progress (CWIP) ageing schedule

As at March 31, 2024

	Amounts in CWIP for a period of				Total
	Less than 1 year	1 - 2 years	2 - 3 years	More than 3 years	
Projects in progress	14.60	-	-	-	14.60
Projects temporarily suspended	-	-	-	-	-
	14.60	-	-	-	14.60

As at March 31, 2023

	Amounts in CWIP for a period of				Total
	Less than 1 year	1 - 2 years	2 - 3 years	More than 3 years	
Projects in progress	7.43	-	-	-	7.43
Projects temporarily suspended	-	-	-	-	-
	7.43	-	-	-	7.43

(This space has been intentionally left blank)



5: Intangible assets (net)

	Goodwill (refer note 5a)	License rights (refer note 5b & note 5c)	Computer software	Total
Cost				
As at April 1, 2022	1.80	368.96	33.92	404.68
Additions	-	-	2.12	2.12
Disposals	-	-	-	-
As at March 31, 2023	1.80	368.96	36.04	406.80
Additions	-	-	4.73	4.73
Disposals	-	-	-	-
As at March 31, 2024	1.80	368.96	40.77	411.53
Amortisation and impairment				
As at April 1, 2022	1.80	201.35	30.41	233.56
Amortisation for the year	-	30.78	1.45	32.23
Disposals	-	-	-	-
As at March 31, 2023	1.80	232.13	31.86	265.79
Amortisation for the year	-	30.86	2.05	32.91
Disposals	-	-	-	-
As at March 31, 2024	1.80	262.99	33.91	298.70
Net book value				
As at March 31, 2023	-	136.83	4.18	141.01
As at March 31, 2024	-	105.97	6.86	112.83

5a: Impairment testing of goodwill

Goodwill acquired through business combinations has been allocated to the business as whole for impairment testing and the carrying amount was Rs. 1.8 million as on April 1, 2015.

As a result of management analysis, the Company recognised an impairment charge of Rs. 1.8 million in the financial year ending March 31, 2017 against goodwill. The impairment charge is recorded in the Statement of Profit and Loss of that year.

5b: License rights related to Calvin Klein brand

On March 23, 2018, the Company had entered into an addendum to the license agreements dated December 1, 2015 and March 19, 2014 with Calvin Klein Inc., to add certain product categories to licensed products for a consideration of Rs. 71.42 million (equivalent to USD 1.1 million), which has been capitalised as an intangible asset, in accordance with Ind AS 38, "Intangible Assets". The license agreement is to grant the Company a license to use approved form of trademarks in connection with the manufacture, sale, distribution and promotion of the Calvin Klein licensed products in India.

During the current year, the Company has renewed the license till December 31, 2028. Also, the same can be renewed for a further period of 5 years without any additional consideration, subject to compliance with certain terms and conditions under the aforesaid agreement. Management has determined that it is virtually certain that the Company would renew the license agreement for a further period of 5 years. Accordingly, the Company is amortising the trademark license rights over the term of the license agreement (including renewal period) till December 31, 2033.

Under the aforesaid agreement, Calvin Klein brand must achieve certain minimum sales level with respect to the licensed products and pay royalty and advertisement on higher of the actual and minimum sales value of license products. As at March 31, 2024, the minimum royalty and advertisement to be paid under this agreement is Rs. 1,168.60 million (March 31, 2023: Rs. 115.67 million) and Rs. 125.03 million (March 31, 2023: Rs. 9.20 million) respectively.

5c: License rights related to Tommy Hilfiger brand

On September 7, 2011, the Company had entered into a License Agreement with Tommy Hilfiger Europe BV and obtained an exclusive and assignable license to use the Trademark Tommy Hilfiger, in connection with the manufacture, import, distribution, promotion, advertising and sale of Tommy Hilfiger products in India for a consideration of Rs. 377.98 million (equivalent to USD 7.5 million), which has been capitalised as an intangible asset, in accordance with Ind AS 38, "Intangible Assets". The ownership of aforesaid Trademark rests with Tommy Hilfiger Europe BV.

Under the aforesaid agreement, Tommy Hilfiger brand must achieve certain minimum sales level with respect to the licensed products and pay royalty on higher of the actual and minimum sales value of license products. As at March 31, 2024, Rs. 619.36 million (March 31, 2023: Rs. 829.71 million) is the total minimum royalty to be paid under this agreement.

(This space has been intentionally left blank)



6: Financial assets

6.1: Trade receivables

	March 31, 2024	March 31, 2023
Carried at amortised cost		
Trade receivables	562.56	491.06
Receivables from related parties (refer note 28)	27.55	41.01
	<u>590.11</u>	<u>532.07</u>

Break-up for security details:

	March 31, 2024	March 31, 2023
Trade receivables		
Unsecured, considered good	590.11	532.07
Trade Receivables - credit impaired	38.13	61.97
	<u>628.24</u>	<u>594.04</u>
Impairment allowance for trade receivables (net)		
Trade Receivables - credit impaired*	(38.13)	(61.97)
	<u>590.11</u>	<u>532.07</u>

Trade receivables ageing schedule:

As at March 31, 2024

Particulars	Current but not due	Outstanding for following periods from due date of payment					Total
		Less than 6 months	6 months - 1 year	1 - 2 years	2 - 3 years	More than 3 years	
Undisputed trade receivables – considered good	502.16	87.95	-	-	-	-	590.11
Undisputed trade receivables – which have significant increase in credit risk	-	-	-	-	-	-	-
Undisputed trade receivables – credit impaired*	-	15.93	0.98	21.22	-	-	38.13
Disputed trade receivables – considered good	-	-	-	-	-	-	-
Disputed trade receivables – which have significant increase in credit risk	-	-	-	-	-	-	-
Disputed trade receivables – credit impaired	-	-	-	-	-	-	-
	<u>502.16</u>	<u>103.88</u>	<u>0.98</u>	<u>21.22</u>	<u>-</u>	<u>-</u>	<u>628.24</u>

*Expected credit loss includes specific provision of Rs. 26.37 million basis management's estimate of credit risk.

As at March 31, 2023

Particulars	Current but not due	Outstanding for following periods from due date of payment					Total
		Less than 6 months	6 months - 1 year	1 - 2 years	2 - 3 years	More than 3 years	
Undisputed trade receivables – considered good	532.07	-	-	-	-	-	532.07
Undisputed trade receivables – which have significant increase in credit risk	-	-	-	-	-	-	-
Undisputed trade receivables – credit impaired*	26.29	10.75	0.18	24.75	-	-	61.97
Disputed trade receivables – considered good	-	-	-	-	-	-	-
Disputed trade receivables – which have significant increase in credit risk	-	-	-	-	-	-	-
Disputed trade receivables – credit impaired	-	-	-	-	-	-	-
	<u>558.36</u>	<u>10.75</u>	<u>0.18</u>	<u>24.75</u>	<u>-</u>	<u>-</u>	<u>594.04</u>

*Expected credit loss includes specific provision of Rs. 30.01 million basis management's estimate of credit risk.

Notes:

- No trade or other receivables are due from directors or other officers of the Company either severally or jointly with any other person nor any trade or other receivables are due from firms or private companies respectively in which any director is a partner, a director or a member.
- For terms and conditions relating to related party receivables, refer note 28.
- Trade receivables are non-interest bearing and are generally on credit terms of 30 to 180 days (March 31, 2023: 30 to 180 days), except in case of overdue receivables where interest may be levied.
- As the Company chooses to calculate impairment under the simplified approach for trade receivables, the impairment allowance for trade receivables is shown at total.

6.2: Cash and cash equivalents

	March 31, 2024	March 31, 2023
Balances with banks:		
- On current accounts	65.04	84.11
- Deposits with original maturity of less than three months #	1,320.00	1,485.00
Cash in hand	9.73	1.76
	<u>1,394.77</u>	<u>1,570.87</u>

- Deposits with banks earn interest at fixed bank deposit rates. Short-term deposits are made for a period of 90 days depending on the immediate cash requirement of the Company and earn interest at the respective short-term deposit rates.



For the purpose of the Statement of cash flows, details of changes in lease liabilities arising from financing activities comprise the following:

	March 31, 2024	March 31, 2023
Opening balance	1,132.96	471.00
Non cash changes:		
- Additions	528.22	939.14
- Deletions	(35.16)	(27.74)
- Rent concession	(6.26)	-
- Interest	121.92	79.27
Payments	(410.97)	(328.71)
Closing balance	1,330.71	1,132.96

6.3: Other financial assets

Carried at amortised cost

Unsecured, considered good

Security deposits	215.19	180.89
Other bank balances (refer note a)	5.20	5.94
Accrued interest on bank deposits	-	-
Loans to employees	-	-
Unbilled revenue	-	-
Other receivables	-	-
Other receivables from related party (refer note 28)	-	-

Non-current		Current	
March 31, 2024	March 31, 2023	March 31, 2024	March 31, 2023
215.19	180.89	4.33	2.58
5.20	5.94	1.88	-
-	-	13.83	11.50
-	-	1.51	0.53
-	-	-	10.49
-	-	33.44	16.43
-	-	1.15	-
220.39	186.83	56.14	41.53

Unsecured, considered doubtful

Security deposits	-	6.17
Provision for doubtful deposits	-	(6.17)

-	6.17	-	-
-	6.17	-	-
-	(6.17)	-	-
220.39	186.83	56.14	41.53

Carried at fair value

Derivative instrument at fair value through OCI

Derivatives designated as cash flow hedges (refer note b)	-	-
Foreign exchange forward contracts (refer note 32)	-	-

-	-	-	8.43
-	-	-	8.43
220.39	186.83	56.14	49.96

Notes:

- a. The balance is deposit which is under lien with banks as security for guarantee facility to the sales tax department of various states [Rs. 5.2 million (March 31, 2023: 5.94 million)].
- b. Derivative instruments at fair value through OCI reflect the positive change in fair value of foreign exchange forward contracts, designated as cash flow hedges to hedge highly probable forecast payables for purchase of goods in US dollars (USD).

Break-up of financial assets carried at amortised cost:

	March 31, 2024	March 31, 2023
Trade receivables (note 6.1)	590.11	532.07
Cash and cash equivalents (note 6.2)	1,394.77	1,570.87
Other financial assets (note 6.3)	276.53	228.36
	2,261.41	2,331.30

Break-up of financial assets carried at fair value through OCI:

Other financial assets (note 6.3)	-	8.43
-----------------------------------	---	------

7: Other assets

Unsecured, considered good

Capital advances	12.17	0.54
Prepaid expenses	5.01	5.91
Employee advances	-	-
Advances to vendors	-	-
Balances with statutory/ government authorities	23.32	25.58
Right to return asset	-	-
Other advances	-	-

Non-current		Current	
March 31, 2024	March 31, 2023	March 31, 2024	March 31, 2023
12.17	0.54	-	-
5.01	5.91	17.70	8.40
-	-	4.77	3.37
-	-	37.59	28.18
23.32	25.58	456.89	516.63
-	-	222.48	357.71
-	-	0.81	0.97
40.50	32.03	740.24	915.26

Unsecured, considered doubtful

Capital advances	-	3.27
Employee advances	-	-
Advances to vendors	1.01	5.86
Balances with statutory/ government authorities	1.50	1.50


-	3.27	-	-
-	-	-	0.46
1.01	5.86	0.07	-
1.50	1.50	-	-
2.51	10.63	0.07	0.46
(2.51)	(10.63)	(0.07)	(0.46)
40.50	32.03	740.24	915.26

Provision for doubtful advances

8: Inventories (valued at lower of cost and net realisable value)

	March 31, 2024	March 31, 2023
Stock-in-trade [including stock-in-transit Rs. 391.25 million (March 31, 2023: Rs. 366.13 million)]	2,875.09	2,650.42
	2,875.09	2,650.42

Note: As at March 31, 2024: Rs. 620.69 million (March 31, 2023: Rs. 385.66 million) is recognised as provision for inventories carried at net realisable value.



9: Share capital

The Company, Arvind Fashions Limited and PVH B.V have entered into a Shareholder's Agreement dated March 19, 2014, an amendment agreement dated May 31, 2017, to record their rights and duties relating to the Company.

	March 31, 2024		March 31, 2023	
	No. of shares	Rs.	No. of shares	Rs.
Authorised share capital				
Equity shares of Rs. 10 each	32,000,000	320.00	32,000,000	320.00
	32,000,000	320.00	32,000,000	320.00
Issued, subscribed and fully paid-up share capital				
Equity shares of Rs. 10 each	5,003,178	50.03	5,003,178	50.03
	5,003,178	50.03	5,003,178	50.03

9.1. Terms/ rights attached to the equity shares

The Company has only one class of equity shares having face value of Rs. 10 each. Each holder of equity shares is entitled to one vote per share. The Company declares and pays dividends in Indian Rupees. The dividend proposed by the Board of Directors is subject to the approval of the shareholders in the ensuing Annual General Meeting.

In the event of liquidation of the Company, the holders of equity shares will be entitled to receive remaining assets of the Company, after distribution of all preferential amounts. The distribution will be in proportion to the number of equity shares held by the shareholders.

9.2. Reconciliation of equity shares outstanding at the beginning and at the end of the reporting period

	March 31, 2024		March 31, 2023	
	No. of shares	Rs.	No. of shares	Rs.
At the beginning of the year	5,003,178	50.03	5,003,178	50.03
Add: Issue of shares during the year	-	-	-	-
Outstanding at the end of the year	5,003,178	50.03	5,003,178	50.03

9.3. Details of shareholders/ promoters* holding more than 5% equity shares in the Company:

	March 31, 2024		March 31, 2023	
	No. of shares	% of shareholding	No. of shares	% of shareholding
Arvind Fashions Limited	2,501,589	50%	2,501,589	50%
PVH B.V.	2,501,589	50%	2,501,589	50%

Notes:

- As per the records of the Company, including its register of shareholders/ members and other declarations received from shareholders regarding beneficial interest, the above shareholding represents both legal and beneficial ownership of shares.
- There are no changes in the shareholding of promoters during the year ended March 31, 2024 and March 31, 2023.

*Promoter as defined under section 2(69) of the Companies Act, 2013.

(This space has been intentionally left blank)



10: Other equity

	March 31, 2024	March 31, 2023
10.1 Securities premium:		
Balance at the beginning of the year	1,650.28	1,650.28
Changes during the year	-	-
Balance at the end of the year	1,650.28	1,650.28

Securities premium is used to record the premium on issue of shares. The reserve can be utilised only for limited purposes such as issuance of bonus shares in accordance with the provisions of the Companies Act, 2013.

	March 31, 2024	March 31, 2023
10.2 Retained earnings:		
Balance at the beginning of the year	1,048.31	44.29
Add: Profit for the year	1,365.06	1,004.98
Add: Other comprehensive (loss) for the year	(2.23)	(0.96)
Less: Dividend paid	(985.63)	-
Balance at the end of the year	1,425.51	1,048.31

Retained earnings are the profits that the Company has earned till date, less any transfers to general reserve, dividends or other distributions paid to equity shareholders. Retained earnings include re-measurement loss/ (gain) on defined benefit plans, net of taxes that will not be reclassified to Statement of Profit and Loss.

	March 31, 2024	March 31, 2023
10.3 Capital reserve:		
Balance at the beginning of the year	259.00	259.00
Add: Change during the year	-	-
Balance at the end of the year	259.00	259.00

Capital reserve pertains to the reserve created out of the difference between the purchase consideration and the net assets taken over at the time of Scheme of Amalgamation, during the financial year 2019-20.

	March 31, 2024	March 31, 2023
10.4 Effective portion of cash flow hedges:		
Balance at the beginning of the year	5.57	(0.39)
Add: Profit/ (loss) recognised during the year (net)	(13.63)	7.85
Less: Tax impact on additions	3.28	(2.01)
Less: Loss recycled to Statement of Profit and Loss (net)	0.61	0.12
Balance at the end of the year	(4.17)	5.57

The Company uses hedging instruments as part of its management of foreign currency risk associated with purchases. For hedging foreign currency risk, the Company uses foreign currency forward contracts. To the extent these hedges are effective, the change in fair value of the hedging instrument is recognised in the effective portion of cash flow hedges through Other Comprehensive Income. Amounts recognised in the effective portion of cash flow hedges is reclassified to the Statement of Profit and Loss when the hedged item affects profit or loss.

Total other equity	3,330.62	2,963.16
---------------------------	-----------------	-----------------

10.5 Distribution made and proposed:**Dividends on equity shares declared and paid:**

Final dividend for the year ended on March 31, 2023: Rs. 197 per share
(March 31, 2022: Nil per share)

	March 31, 2024	March 31, 2023
	985.63	-
	985.63	-

Proposed dividends on equity shares:

Proposed dividend for the year ended on March 31, 2024: Rs. 200 per share
(March 31, 2023: Rs. 197 per share)

	March 31, 2024	March 31, 2023
	1,000.64	985.63
	1,000.64	985.63

Proposed dividends on equity shares are subject to approval at the annual general meeting and are not recognised as a liability as at March 31, 2024 and March 31, 2023 respectively.



11: Financial liabilities

11.1: Trade payables

Carried at amortised cost

	March 31, 2024	March 31, 2023
Trade payables		
total outstanding dues of micro enterprises and small enterprises (refer note 30)	81.08	-
total outstanding dues of creditors other than micro enterprises and small enterprises	1,527.26	1,720.02
	1,608.34	1,720.02
Trade payables includes		
dues to related parties (refer note 28)	376.56	441.94

Trade payables ageing schedule:

As at March 31, 2024

Particulars	Unbilled dues	Not due	Outstanding for following periods from due date of payment				Total
			Less than 1 year	1 - 2 years	2 - 3 years	More than 3 years	
Total outstanding dues of MSME	-	80.84	0.24	-	-	-	81.08
Total outstanding dues of creditors other than MSME	582.75	796.36	129.06	1.45	1.85	15.79	1,527.26
	582.75	877.20	129.30	1.45	1.85	15.79	1,608.34

As at March 31, 2023

Particulars	Unbilled dues	Not due	Outstanding for following periods from due date of payment				Total
			Less than 1 year	1 - 2 years	2 - 3 years	More than 3 years	
Total outstanding dues of MSME	-	-	-	-	-	-	-
Total outstanding dues of creditors other than MSME	612.76	975.93	106.91	5.03	7.93	11.46	1,720.02
	612.76	975.93	106.91	5.03	7.93	11.46	1,720.02

Notes:

- Trade payables are generally non-interest bearing except in case of overdue payments and are normally settled as per credit terms varying between 30 and 90 days.
- For terms and conditions with related parties, refer note 28.
- There are no disputed payables as at March 31, 2024 and March 31, 2023.

11.2: Other financial liabilities

Carried at amortised cost

	Non-current		Current	
	March 31, 2024	March 31, 2023	March 31, 2024	March 31, 2023
Security deposits from customers	74.60	82.92	6.00	13.80
Payable for capital supplies/ services	-	-	61.64	46.50
Payable to employees	140.00	75.00	32.42	57.60
	214.60	157.92	100.06	117.90

Carried at fair value

Derivative instruments at fair value through OCI

- Derivatives designated as cash flow hedges
Foreign exchange forward contracts (refer note 32)

	March 31, 2024	March 31, 2023	March 31, 2024	March 31, 2023
	-	-	5.08	-
	214.60	157.92	105.14	117.90

Derivative instruments at fair value through OCI reflect the negative change in fair value of foreign exchange forward contracts, designated as cash flow hedges to hedge highly probable forecast purchases in US dollars (USD).

Break-up of financial liabilities carried at amortised cost:

	March 31, 2024	March 31, 2023
Lease liabilities (note 26)	1,330.71	1,132.96
Trade payables (note 11.1)	1,608.34	1,720.02
Other financial liabilities (note 11.2)	314.66	275.82
	3,253.71	3,128.80

Break-up of financial liabilities carried at fair value through OCI:

	March 31, 2024	March 31, 2023
Other financial liabilities (note 11.2)	5.08	-
	5.08	-

12: Provisions

Provision for employee benefits (refer note 25)

	March 31, 2024	March 31, 2023	March 31, 2024	March 31, 2023
Provision for leave encashment	-	-	23.55	18.99
Provision for gratuity	1.29	6.72	6.20	5.11

Provision for litigation/ dispute (refer note below)

	March 31, 2024	March 31, 2023	March 31, 2024	March 31, 2023
	-	-	17.50	20.62
	1.29	6.72	47.25	44.72

Provision made in earlier years for litigation/ dispute represents provision made in respect of claims against the Company for on-going tax disputes.



Movement in provisions for litigation/ dispute

	March 31, 2024	March 31, 2023
Balance at the beginning of the year	20.62	17.50
Provision recognised during the year	-	3.12
Amount utilised/ reversed during the year	(3.12)	-
Balance at the end of the year	17.50	20.62

13: Other liabilities

	Non-current		Current	
	March 31, 2024	March 31, 2023	March 31, 2024	March 31, 2023
Advance from customers	-	-	324.89	340.70
Statutory dues #	-	-	55.49	57.55
Deferred income on account of fair valuation of security deposits from customers	8.04	5.05	3.58	2.46
Refund liability for expected sales return	-	-	767.67	1,012.30
Contract liabilities				
Deferred income of loyalty program reward points (refer note 14.2)	-	-	38.59	27.12
Deferred income on gift vouchers issued (refer note 14.2)	-	-	3.04	6.42
	8.04	5.05	1,193.26	1,446.55

Statutory dues include provident fund, professional tax, withholding taxes and goods and services tax payable.



(This space has been intentionally left blank)



14: Revenue from contracts with customers

	March 31, 2024	March 31, 2023
Sale of traded goods	11,898.61	9,818.02
Sale of services:		
Trademark sublicensing fees	488.04	372.47
Other operating income:		
Commission from franchisee	0.36	0.33
Total Revenue from contracts with customers	12,387.01	10,190.82

14.1 Set out below is the disaggregation of the Company's revenue from contracts with customers:

The table below presents disaggregated revenues from contracts with customers for the year ended March 31, 2024 by brand of goods.

Brands

Brand - Tommy Hilfiger	7,523.76	6,226.67
Brand - Calvin Klein	4,863.25	3,964.15
	12,387.01	10,190.82

14.2 Contract balances

Trade receivables (refer note 6.1)	590.11	532.07
Refund liability for expected sales return (refer note 13)	767.67	1,012.30
Advance from customers (refer note 13)	324.89	340.70
Contract liabilities		
Deferred income of loyalty program reward points (refer note 13)	38.59	27.12
Deferred income on gift vouchers issued (refer note 13)	3.04	6.42

Note: Contract liabilities include transaction price of loyalty points and gift vouchers not yet redeemed.

Set out below is the amount of revenue recognised from:

Amounts included in contract liabilities at the beginning of the year	33.54	9.28
---	-------	------

14.3 Reconciliation of the amount of revenue recognised in the Statement of Profit and Loss with the contracted price:

Particulars

Revenue as per contracted price	12,539.17	10,802.99
Adjustments:		
Loyalty points	(38.59)	(27.12)
Gift vouchers	(3.04)	(6.42)
Expected sales return	(557.69)	(899.70)
Expected discount	(41.24)	(51.73)
Revenue from contract with customers for sale of traded goods	11,898.61	9,818.02

14.4 Performance obligation

The performance obligation is satisfied upon delivery of the goods and payment is generally due within 30 to 180 days from delivery of goods.

Sale of services/ Other operating income: The performance obligation is satisfied as and when the services are rendered i.e. invoices are raised and revenue is recognised on accrual basis and payment is generally due within 30 days from raising of invoice.

Remaining performance obligations

Applying the practical expedient as given in Ind AS 115, the Company has not disclosed the remaining performance obligation related disclosures as the contracts have original expected duration of less than one year.

(This space has been intentionally left blank)



15: Other income

	March 31, 2024	March 31, 2023
Exchange difference (net)	32.08	49.52
Other non-operating income:		
Rental income from subleases	37.13	60.72
Rent concessions (refer note 26)	6.26	-
Gain on reassessment of leases	12.73	-
Sale of scrap	1.18	2.06
Miscellaneous income	11.10	7.40
	100.48	119.70

Fair value gain on financial instruments recycled from OCI (net) relates to foreign exchange forward contracts for which the hedged forecast transaction has been recorded in the Statement of Profit and Loss.

16: Finance income

Interest on deposit with banks	79.41	78.47
Interest income on financial assets at amortised cost	13.03	10.91
Interest on income tax refunds	2.42	0.19
Interest income - others	4.27	2.87
	99.13	92.44

17: Purchase of traded goods

Purchase of traded goods	4,793.80	5,395.45
	4,793.80	5,395.45

18: Changes in inventories of stock-in-trade and right to return asset

Inventories at the beginning of the year	2,650.42	1,500.43
Less: Inventories at the end of the year	2,875.09	2,650.42
Changes in inventories of stock-in-trade (A)	(224.67)	(1,149.99)

Right to return asset at the beginning of the year	357.71	223.86
Less: Right to return asset at the end of the year	222.48	357.71
Changes in right to return asset (B)	135.23	(133.85)

Changes in inventories of stock-in-trade and right to return asset (A) + (B)

	(89.44)	(1,283.84)
--	----------------	-------------------

19: Employee benefits expense

Salaries, wages and bonus	391.04	373.30
Contribution to provident and other funds	14.55	12.20
Gratuity expense (refer note 25)	4.50	4.06
Staff welfare expenses	77.18	78.60
	487.27	468.16

20: Depreciation and amortisation expense

Depreciation of property, plant and equipment (refer note 3)	146.87	169.28
Amortisation of intangible assets (refer note 5)	32.91	32.23
Depreciation of right-of-use assets (refer note 26)	368.22	273.01
	548.00	474.52

21: Finance costs

Interest		
- on bank borrowings	1.19	1.75
- on security deposit received from customers	3.06	4.29
- on financial liabilities measured at amortised cost	3.89	3.33
- on income tax	1.59	3.70
- others	18.96	27.29
Bank charges	27.67	22.23
Interest on lease liability (refer note 26)	121.92	79.27
	178.28	141.86



22: Other expenses

	March 31, 2024	March 31, 2023
Rent	66.28	25.41
Advertising and sales promotion	321.16	206.67
Selling expense	2,519.17	1,926.19
Travelling and conveyance	89.67	140.58
Packing material consumed	96.72	90.74
Freight, insurance and clearing charges	50.54	50.52
Royalty on sales	769.43	651.06
Power and fuel	24.69	16.24
Outsourced services	512.73	384.13
Legal and professional fees	53.92	89.27
Repairs and maintenance		
-Building	116.91	92.60
-Plant and machinery	14.47	15.04
-Others	25.51	14.03
Printing, stationery and communication	15.93	16.37
Insurance	15.86	13.40
Payments to auditor (refer below for details)	8.72	7.93
Rates and taxes	3.17	15.03
Warehousing charges	111.11	85.51
Corporate social responsibility expenditure (refer note 39)	10.03	1.81
Sale/ discard of property, plant and equipment	1.33	5.29
Impairment allowance for trade receivables (net)	-	10.00
Fair value loss on financial instruments recycled from OCI (net)	0.61	0.12
Loss on reassessment of leases (refer note 26)	-	4.16
Miscellaneous expenses	7.06	3.62
	4,835.02	3,865.72
Payments to auditor as:		
Statutory audit fees	7.88	7.15
Tax audit fees	0.84	0.78
	8.72	7.93

23: Components of Other Comprehensive Income (OCI)

The disaggregation of changes to OCI by each type of reserve in equity is shown below:

	March 31, 2024		March 31, 2023	
	Effective portion of cash flow hedges	Retained earnings	Effective portion of cash flow hedges	Retained earnings
Net movement on effective portion of cash flow hedges	(9.74)	-	5.96	-
Re-measurement gains/ (losses) on defined benefit plans	-	(2.23)	-	(0.96)
	(9.74)	(2.23)	5.96	(0.96)

24: Significant accounting judgements, estimates and assumptions

The preparation of the Company's financial statements requires management to make judgements, estimates and assumptions that affect the reported amounts of revenues, expenses, assets, liabilities, the accompanying disclosures and the disclosure of contingent liabilities. Uncertainty about these assumptions and estimates could result in outcomes that require a material adjustment to the carrying amounts of assets or liabilities affected in future periods. Estimates and assumptions are reviewed on a periodic basis. Revisions to accounting estimates are recognised in the period in which estimates are revised.

The key assumptions concerning the future and other key sources of estimating uncertainty at the reporting date, that have a significant risk of causing a material adjustment to the carrying amounts of assets and liabilities within the next financial year, are described below. The Company's assumptions and estimates are based on parameters available at the time of preparation of financial statements. Existing circumstances and assumptions about future developments, however, may change due to market changes or circumstances arising that are beyond the control of the Company. Such changes are reflected in the assumptions when they occur.

Impairment of non-financial assets

Impairment exists when the carrying value of an asset or cash generating unit (CGU) exceeds its recoverable amount, which is higher of its fair value less costs of disposal and its value in use. The fair value less costs of disposal calculation is based on available data from binding sales transactions, conducted at arm's length, for similar assets or observable market prices less incremental costs for disposing of the asset. The value in use calculation is based on Discounted Cash Flow (DCF) model. The cash flows are derived from the budget for the next five years and do not include restructuring activities that the Company is not yet committed to or significant future investments that will enhance the asset's performance of the CGU being tested. The recoverable amount is sensitive to the discount rate used for the DCF model as well as the expected future cash-inflows and the growth rate used for extrapolation purposes. These estimates are most relevant to intangibles with indefinite useful lives recognised by the Company.

When the recoverable amount of the CGU is less than its carrying amount, an impairment loss is recognised.



Defined benefit plans (gratuity benefits)

The cost of the defined benefit gratuity plan and the present value of the gratuity obligation are determined using actuarial valuations. An actuarial valuation involves making various assumptions that may differ from actual developments in the future. These include the determination of the discount rate, future salary increases and mortality rates. Due to the complexities involved in the valuation and its long-term nature, a defined benefit obligation is highly sensitive to changes in these assumptions. All assumptions are reviewed at each reporting date.

The parameter most subject to change is the discount rate. In determining the appropriate discount rate for plans, the management considers the interest rates of government bonds where the remaining maturity of such bonds correspond to expected term of the defined benefit obligation. The mortality rate is based on publicly available mortality tables for India. Those mortality tables tend to change only at interval in response to demographic changes. Future salary increases and gratuity increases are based on expected future inflation rates.

Further details about gratuity obligations are given in note 25.

Provision on inventory

The Company has defined policy for provision on inventory for each of its business by differentiating the inventory into different seasons. The provision on inventory is based on policy, future expectation, inventory seasons and current realisable value of the materials depending on the category of goods. Historical data is used to make these estimates.

Provision on trade receivables and advances/ deposits

The Company estimates the credit allowances as per practical expedient based on the historical credit loss experience under simplified approach as enumerated in note 6.1. Further the Company also has defined policy for specific provision of receivables which is based on ageing and reconciliations with the customers on a periodic basis. The Company reviews the policy at regular intervals to ensure the applicability of the same in the changing scenario.

Revenue from contracts with customers

The Company has applied the following judgements that significantly affect the determination of the amount and timing of revenue from contracts with customers:

a. Determining method to estimate variable consideration and assessing the constraint

The Company estimates variable considerations to be included in the transaction price for sale of goods with a right of return and discount. In estimating the variable consideration, the Company is required to use either the expected value method or the most likely amount method based on which method better predicts the amount of consideration to which it will be entitled.

The Company has determined that the expected value method is the appropriate method to use in estimating the variable consideration for the sale of goods with rights of return and also in estimating the variable consideration for the sale of goods with discount. The selected method that better predicts the amount of variable consideration was primarily driven by the expected discounts to be given to the end customers.

Before including any amount of variable consideration in the transaction price, the Company considers whether the amount of variable consideration is constrained. The Company determined that the estimates of variable consideration are not constrained based on its historical experience, business forecast and the current economic conditions. In addition, the uncertainty on the variable consideration will be resolved within a short time frame.

b. Estimating variable consideration for right to return and discounts

The Company estimates variable considerations to be included in the transaction price for the sale of goods with rights of return and discounts.

The Company uses the historical return data of each product to come up with expected return percentages. These percentages are applied to determine the expected value of the variable consideration. Any significant changes, including changing trends, in experience as compared to historical return pattern will impact the expected return percentages estimated by the Company.

The Company uses the historical purchasing patterns and discounts entitlement of end customers to determine the expected discount percentages and the expected value of the variable consideration. Any significant changes in experience as compared to historical purchasing patterns and discount entitlements of customers will impact the expected discount percentages estimated by the Company.

c. Estimating stand-alone selling price – loyalty programme

The Company estimates the stand-alone selling price of the loyalty points awarded issued. The stand-alone selling price of the loyalty points issued is calculated by multiplying to the estimated redemption rate and to the monetary value assigned to the loyalty points. In estimating the redemption rate, the Company considers breakage which represents the portion of the points issued that will never be redeemed.

The Company applies statistical projection methods in its estimation using customers' historical redemption patterns as the main input. In estimating the value of the points issued, the Company considers the mix of products that will be available in the future in exchange for loyalty points and customers' preferences. The Company ensures that the value assigned to the loyalty points is commensurate to the stand-alone selling price of the products eligible for redemption (i.e., the value of each point is equivalent to the stand-alone selling price of any products eligible for redemption divided by number of points required).

Similarly, the stand-alone selling price of the gift vouchers issued is calculated by multiplying the estimated redemption rate and the monetary value assigned to the gift vouchers. The Company applies statistical projection methods in its estimation using customers' historical redemption patterns as the main input.

Estimates of the stand-alone selling price are subject to significant uncertainty. Any significant changes in customers' redemption patterns will impact the estimated redemption rate. As at March 31, 2024, the estimated liability for unredeemed points was Rs. 38.59 million (March 31, 2023: Rs. 27.12 million) and for unredeemed gift vouchers was Rs. 3.04 million (March 31, 2023: Rs. 6.42 million).

d. Determining the lease term of contracts with renewal and termination options – Company as lessee

The Company determines the lease term as the non-cancellable term of the lease, together with any periods covered by an option to extend the lease if it is reasonably certain to be exercised, or any periods covered by an option to terminate the lease, if it is reasonably certain not to be exercised.



PVH Arvind Fashion Private Limited

CIN: U52190GJ2011PTC084513

Notes to the financial statements for the year ended March 31, 2024

(Rupees in millions, unless stated otherwise)

The Company has several lease contracts that include extension and termination options. The Company applies judgement in evaluating whether it is reasonably certain whether or not to exercise the option to renew or terminate the lease. That is, it considers all relevant factors that create an economic incentive for it to exercise either the renewal or termination. After the commencement date, the Company reassesses the lease term if there is a significant event or change in circumstances that is within its control and affects its ability to exercise or not to exercise the option to renew or to terminate (e.g., construction of significant leasehold improvements or significant customisation to the leased asset).

e. Leases - Estimating the incremental borrowing rate

The Company cannot readily determine the interest rate implicit in the lease, therefore, it uses its incremental borrowing rate (IBR) to measure lease liabilities. The IBR is the rate of interest that the Company would have to pay to borrow over a similar term, and with a similar security, the funds necessary to obtain an asset of a similar value to the right-of-use asset in a similar economic environment. The IBR therefore reflects what the Company 'would have to pay', which requires estimation when no observable rates are available (such as for entities that do not enter into financing transactions) or when they need to be adjusted to reflect the terms and conditions of the lease (for example, when leases are not in the entity's functional currency). The Company estimates the IBR using observable inputs, such as market interest rates, when available and is required to make certain entity-specific estimates, such as the entity's stand-alone credit rating.

(This space has been intentionally left blank)



25: Gratuity and other post employment benefit plans

The Company provides for gratuity for employees in India as per the Payment of Gratuity Act, 1972. Employees who are in continuous service for a period of 5 years are eligible for gratuity. The amount of gratuity payable on retirement/ termination is the employee's last drawn salary per month computed proportionately for 15 days salary multiplied for the number of completed years of service.

Till March 31, 2023, a part of the gratuity plan was funded ("Brand Tommy Hilfiger") and another part was unfunded ("Brand Calvin Klein"). Accordingly, the liability as at March 31, 2023 was bifurcated into funded and unfunded. During the year ended March 31, 2024, the Company formed PVH Arvind Fashion Private Limited's Employees' Gratuity Fund Trust ("PVH - Gratuity Trust Fund") for the purpose of providing the gratuity benefits to the employees of the Company. The Company has further transferred the existing fund balance of Brand Tommy Hilfiger and the unfunded liability of Brand Calvin Klein to the PVH-Gratuity Trust Fund.

The Company contributes to the fund based on the actuarial valuation report. The Company has contributed to the Insurer Managed Fund (managed by Life Insurance Corporation of India), details of which are available in the table of investment pattern of plan assets. Hence, the Company is not exposed to any market risk.

The following tables summarise the components of net benefit expense recognised in the Statement of Profit and Loss and amounts recognised in the balance sheet for the respective plans:

Funded defined benefit plan**a. Net benefit expense recognised through Statement of Profit and Loss:****Amounts recognised in employee benefits expense in the Statement of Profit and Loss in respect of gratuity:**

	March 31, 2024	March 31, 2023
Current service cost	3.80	2.95
Interest expense on DBO	2.04	1.44
Interest income on plan asset	(1.34)	(1.27)
Net gratuity cost	4.50	3.12

b. Changes in the present value of DBO and fair value of plan assets:**Changes in present value of the obligation:**

Opening balance	24.77	22.31
Transfer of present value of DBO from unfunded defined benefit plan	5.20	-
Current service cost	3.80	2.95
Interest on DBOs	2.04	1.44
Actuarial loss recognised in OCI	2.40	0.46
Decrease due to transfer of employees within group companies	(0.37)	(0.42)
Benefits paid	(0.48)	(1.97)
Closing DBO	37.36	24.77

c. Change in fair value of plan assets:**Change in fair value of plan assets:**

Opening fair value of the plan assets	17.64	18.47
Transfer of fair value of plan assets from unfunded defined benefit plan	0.50	-
Contributions by the employer	11.46	-
Interest on plan assets	1.34	1.27
Actuarial gain/ (loss) recognised in OCI	(0.59)	(0.13)
Benefits paid	(0.48)	(1.97)
Closing fair value of the plan assets	29.87	17.64

d. Amounts recognised in the Balance Sheet:

Present value of the DBO at the end of the year:	37.36	24.77
Fair value of plan assets	(29.87)	(17.64)
Net liability	7.49	7.13

e. Net liability is bifurcated as follows:

Current	6.20	4.40
Non-current	1.29	2.73
	7.49	7.13

f. The principal assumptions used in determining gratuity (funded) DBOs are shown below:

Discount rate	7.2%	7.4%
Salary escalation rate	12.0%	12.0%
Attrition rate	17.0%	18.0%

The estimates of future salary increase, considered in actuarial valuation, take account of inflation, seniority, promotion and other relevant factors such as supply and demand in the employment market.

The overall expected rate of return on plan assets is determined based on the market prices prevailing as on that date, applicable to the period over which the obligation is expected to be settled.



g. A quantitative sensitivity analysis for significant assumption is as follows:

	March 31, 2024		March 31, 2023	
Sensitivity level:				
Discount rate				
Impact on DBO – Increase/ (decrease)	0.5% increase (0.79)	0.5% decrease 0.83	0.5% increase (0.49)	0.5% decrease 0.52
Salary escalation rate				
Impact on DBO – Increase/ (decrease)	0.5% increase 0.36	0.5% decrease (0.38)	0.5% increase 0.22	0.5% decrease (0.23)
Employees turnover				
Impact on DBO – Increase/ (decrease)	1% increase 0.04	1% decrease (0.06)	1% increase 0.04	1% decrease (0.05)

The sensitivity analysis above have been determined based on a method that extrapolates the impact on DBO as a result of reasonable changes in key assumptions occurring at the end of the reporting period.

The methods and types of assumptions used in preparing the sensitivity analysis did not change compared with the previous period.

h. The following payments are expected contributions to the defined benefit plan in future years:

	March 31, 2024	March 31, 2023
Within the next 12 months (next annual reporting period)	6.20	4.40
From 2 to 5 years	27.68	19.53
Beyond 5 years	28.62	18.12
Total expected payments	62.50	42.05

The average duration of the defined benefit plan obligation at the end of the reporting period is 4 years (March 31, 2023: 4 years).

Unfunded defined benefit plan

a. Amounts recognised in employee benefits expense in the Statement of Profit and Loss in respect of gratuity:

	March 31, 2024	March 31, 2023
Current service cost	-	0.71
Interest on defined benefit obligation (DBO)	-	0.23
Net gratuity cost	-	0.94

b. Changes in the present value of DBO and fair value of plan assets:

Changes in present value of the obligation:

Opening DBO		
Current service cost	5.20	3.58
Interest on DBOs	-	0.71
Actuarial loss recognised in OCI	-	0.23
Transfer of present value of DBO to funded defined benefit plan	-	0.68
Closing DBO	(5.20)	-
	-	5.20

c. Amounts recognised in the Balance Sheet:

Present value of the DBO at the end of the year:	-	5.20
Fair value of plan assets	(0.50)	(0.50)
Transfer of fair value of plan assets to funded defined benefit plan	0.50	-
Net liability	-	4.70

d. Net liability is bifurcated as follows:

Current	-	0.71
Non-current	-	3.99
	-	4.70

e. The principal assumptions used in determining gratuity DBOs are shown below:

Discount rate	-	7.4%
Salary escalation rate	-	12.0%
Attrition rate	-	18.0%

The estimates of future salary increase, considered in actuarial valuation, take account of inflation, seniority, promotion and other relevant factors such as supply and demand in the employment market.

f. Quantitative sensitivity analysis for significant assumption is as follows:

	March 31, 2023	
Sensitivity level:		
Discount rate		
Impact on DBO	0.5% increase (0.12)	0.5% decrease 0.13
Salary escalation rate		
Impact on DBO	0.5% increase 0.09	0.5% decrease (0.08)
Attrition rate		
Impact on DBO	1% increase (0.04)	1% decrease 0.04

The sensitivity analysis above have been determined based on a method that extrapolates the impact on DBO as a result of reasonable changes in key assumptions occurring at the end of the reporting period.

The methods and types of assumptions used in preparing the sensitivity analysis did not change compared with the previous period.



g. The following payments are expected contributions to the defined benefit plan in future years:

	March 31, 2024	March 31, 2023
Within the next 12 months (next annual reporting period)	-	0.71
From 2 to 5 years	-	4.03
Beyond 5 years	-	5.76
Total expected payments	-	10.50

The average duration of the defined benefit plan obligation at the end of the reporting period is 0 years (March 31, 2023: 5 years).

Defined contribution plans:

The Company also has defined contribution plan. Contributions are made to provident fund as per the regulations. The contributions are made to the fund administered by the government. The obligation of the Company is limited to the amount of contributed and it has no further contractual nor constructive obligation. Also refer note 27(b)(ii).

Amount recognised as an expense and included in note 19 as "Contribution to provident and other funds":

Contribution to government provident fund	14.55	12.20
	14.55	12.20

26: Leases

The Company has lease contracts for various leasehold building/ premises used in its operations. Leases of leasehold building generally have lease terms between 3 and 9 years with escalation clause in the lease contract. The Company's obligations under its leases are secured by the lessor's title to the leased assets. Consistent with industry practice, the Company has contracts which have fixed rentals or variable rentals based on a percentage of sales of the stores, or a combination of both.

The Company also has certain leases with lease terms of 12 months or less and leases of office equipment and godown rent with low value. The Company applies the 'short-term lease' and 'lease of low-value assets' recognition exemptions for these leases.

The Company has subleased some of its right-of-use assets which qualifies as operating leases. The sublease rentals received during the year has been recognised in the Statement of Profit and Loss during the year.

a. Set out below are the carrying amount of right-of-use ('ROU') assets of building premises recognised and the movement during the year:

	March 31, 2024	March 31, 2023
Cost		
Balance at the beginning of the year	1,031.83	372.05
Additions including Rs. Nil (March 31, 2023: Rs. 199.04 million) of ROU assets subleased	548.19	964.69
Deletions/ de-recognition	(22.43)	(31.90)
Depreciation expense (refer note 20)	(368.22)	(273.01)
Balance at the end of the year	1,189.37	1,031.83

b. Set out below are the carrying amount of lease liabilities and the movement during the year:

Balance at the beginning of the year	1,132.96	471.00
Additions	528.22	939.14
Accretion of interest (refer note 21)	121.92	79.27
Payments	(410.97)	(328.71)
Rent concessions received during the year	(6.26)	-
Deletions	(35.16)	(27.74)
Balance at the end of the year	1,330.71	1,132.96
Current	301.52	271.00
Non-current	1,029.19	861.96
	1,330.71	1,132.96

The maturity analysis of lease liabilities are disclosed in note 34.

c. The amounts recognised in the Statement of Profit or Loss are as follows:

	March 31, 2024	March 31, 2023
Other income		
Rental income from subleases	37.13	60.72
Other income - Leases	6.26	-
Gain on reassessment of leases	12.73	-
Depreciation and amortisation expense		
Depreciation of right-of-use assets	368.22	273.01
Finance costs		
Interest on lease liability	121.92	79.27
Rent		
Expense relating to short-term leases	-	0.05
Expense relating to leases of low value assets	0.26	0.37
Variable rent*	66.02	24.99

* The variable rent varies basis percentage of Net Sales Value (NSV) at the lease premises



27: Commitments and contingencies

a. Capital and other commitments

	March 31, 2024	March 31, 2023
Estimated amount of contracts remaining to be executed on capital account and not provided for (net of advances)	48.29	100.32

b. Contingent liabilities not provided for

i. Claims against the Company not acknowledged as debts:

Matters relating to Income taxation	16.31	16.31
Matters relating to Customs Duty claims (Refer note a)	389.82	389.82
Matters relating to Labour Regulation under dispute (Refer note b)	2.16	2.16
Matters relating to indirect taxes (Refer note c)	63.68	2.82
Bank guarantees towards Customs department	0.27	3.96
	472.24	415.07

The contingent liabilities, if materialised, shall entirely be borne by the Company, as there is no likely reimbursement from any other party.

Notes:

a. The Company had received demand cum show cause notice under section 28(4) read with section 124 of the Customs Act, 1962, in the earlier years, from the Directorate of Revenue Intelligence ('DRI'), for short payment of duty due to non-inclusion of certain payments to vendor/ third parties for determining assessable value for payment of Custom Duty. The Company has deposited Rs. 16.90 million under protest.

During the financial year 2020-21, the Company had received orders from the Commissioner of Customs, in which the said Authority has confirmed the demand of differential duty and imposed penalty to the extent of 100% of the differential duty demanded as per the Customs Act. Further redemption fine of Rs. 90 million had also been imposed.

Pursuant to this, appeal has been preferred to Customs, Excise and Service Tax Appellate Tribunal against the orders of the Commissioner of Customs. The Company is confident that its position will be upheld in the said appellate process.

b. During the financial year 2020-21, the Company had received a notice from the District Court to give effect of the order passed by the Labour Court in favour of the claim made by the ex-employee alleging wrongful termination and claiming back wages with full consequential benefit along with interest. Further, the Company had filed writ petition in the High Court. In view of the submissions made by both the parties, without going into the merits of the case, the ex-parte award dated September 22, 2018 has been set aside vide the High Court judgement dated September 5, 2022. The matter now has been remanded back to the learned Labour Court for disposal in accordance with law.

The Company estimated the maximum amount involved in the aforesaid matter to be Rs. 2.16 million. The management strongly believes that it is remote that the claims made against the Company will succeed and thus no provision for any liability has been made in these financial statements.

c. During the year ended March 31, 2024, a Goods & Services Tax audit was conducted for the State of Maharashtra for the financial year 2018-19. The Department of Goods and Service Tax (Govt. of Maharashtra) has issued an order dated April 29, 2024 demanding Rs. 56.86 million primarily on account of excess ITC claimed, excess outward tax reported in GSTR-1 as compared to tax paid in GSTR-3B. The Company is in the process of filing an appeal with the respective appellate authorities. The management believes that its position would be upheld in the above case.

The Company has reviewed all its pending litigations and proceedings and has adequately provided for where provisions are required and disclosed the contingent liabilities where applicable, in its financial statements.

The Company is in the process of filing appeal or contesting demands with various appellate authorities. The management believes that its position would be upheld in all the above cases. Hence, no further tax liability has been accrued in the financial statements as the management believes that the ultimate outcome of the proceeding will not have a material adverse effect on the Company's financial position and results of operation.

ii. Provident Fund matter:

In respect of the Honourable Supreme Court ruling in February 2019 relating to computation of salaries for Provident Fund contribution, there is uncertainty and ambiguity in retrospective application and accordingly the Company will evaluate its position as clarity emerges.



28: Related party disclosures

a. Name of related parties and nature of relationship with whom transactions have taken place:

i. Equal Shareholder/ Shareholder(s)

Arvind Fashions Limited
PVH B.V.

ii. Members of the shareholder(s) group

Arvind Lifestyle Brands Limited
Arvind Limited
Arvind Youth Brands Private Limited
Arvind Foundation
Calvin Klein Europe B.V.
Calvin Klein Inc.
PVH Asia Limited
PVH Corp.
PVH Europe B.V.
PVH Far East Limited
Tommy Hilfiger (HK) Limited
Tommy Hilfiger Europe B.V.
Tommy Hilfiger Licensing LLC

iii. Managing Director

Mr. Shailesh Shyam Chaturvedi (from September 15, 2023)

b. Disclosure in respect of related party transactions:

Nature of transactions	March 31, 2024	March 31, 2023
Revenue from contracts with customers (net of returns)		
Arvind Lifestyle Brands Limited	89.89	37.39
Miscellaneous income		
Arvind Lifestyle Brands Limited	1.00	-
Cross charge of expenses by Company		
Arvind Fashions Limited	12.21	6.79
Arvind Lifestyle Brands Limited	0.85	0.20
Arvind Youth Brands Private Limited	0.15	-
Sale of property, plant and equipment		
Arvind Fashions Limited	-	2.55
Selling expense		
Arvind Lifestyle Brands Limited	33.18	9.14
Cross charge of expenses to Company (administrative support services)		
Arvind Fashions Limited	24.81	24.75
Arvind Lifestyle Brands Limited	0.08	-
Royalty on sales (expense)		
Tommy Hilfiger Europe B.V.	552.94	467.49
Calvin Klein Inc.	216.49	183.57
Advertising and sales promotion		
Calvin Klein Inc.	21.93	20.30
Arvind Lifestyle Brands Limited	0.50	0.60
Tommy Hilfiger Europe B.V.	13.54	-
Legal and professional fees		
Calvin Klein Inc.	8.76	5.83
Calvin Klein Europe B.V.	2.64	-
Repairs and maintenance - Others		
Arvind Limited	5.28	-
Other expenses		
Arvind Lifestyle Brands Limited	-	0.19
Arvind Fashions Limited	0.13	0.09
Purchase of traded goods		
PVH Asia Limited	426.64	496.98
PVH Far East Limited	-	9.60



Nature of transactions	March 31, 2024	March 31, 2023
Corporate social responsibility expenditure		
Arvind Foundation	3.95	-
Buying office commission		
PVH Far East Limited	98.07	165.91
Tommy Hilfiger Europe B.V.	17.66	24.86
Calvin Klein Europe B.V.	7.19	9.89
PVH Corp.	-	8.03
Tommy Hilfiger Licensing LLC	3.74	7.86

c. Outstanding balances payable/ receivable from related parties:

Nature of transactions	March 31, 2024	March 31, 2023
Financial liabilities		
Trade payables (including provisions)		
PVH Asia Limited	112.10	126.42
Tommy Hilfiger Europe B.V.	68.33	125.06
PVH Far East Limited	128.35	120.05
Calvin Klein Inc.	51.18	51.69
Tommy Hilfiger (HK) Limited	-	0.88
PVH Corp.	-	2.62
Tommy Hilfiger Licensing LLC	4.40	7.79
Calvin Klein Europe B.V.	12.07	7.31
PVH Europe B.V.	0.13	0.13
Other current liabilities		
Other payables		
Arvind Fashions Limited	4.32	8.51
Arvind Lifestyle Brands Limited	-	0.12
Arvind Youth Brands Private Limited	-	0.37
Financial assets		
Security deposits		
Arvind Lifestyle Brands Limited	0.05	1.17
Trade receivables		
Arvind Lifestyle Brands Limited	27.55	41.01
Other current assets		
Other receivables		
Arvind Youth Brands Private Limited	0.17	-
Arvind Lifestyle Brands Limited	0.98	-

d. Other transactions

The working capital loan/ overdraft, trade credits and other banking facilities of the Company are secured by Corporate Guarantee from (a) PVH Corp., USA for Rs. 1,390 million (March 31, 2023: Rs. 1,390 million) and (b) Arvind Fashion Limited for Rs. 1,390 million (March 31, 2023: Rs. 1,390 million) and by letter of comfort from PVH Corp., USA. However, the Company did not have any borrowings outstanding as at March 31, 2024 and March 31, 2023.

Terms and conditions of transactions with related parties

The sales to and purchases from related parties are made on terms equivalent to those that prevail in arm's length transactions. Outstanding balances at the year-end are unsecured and normally interest free except in cases of overdue payments. There have been no guarantees provided to or received from any related party for payables or receivables. For the year ended March 31, 2024 and March 31, 2023, the Company has not recorded any impairment of receivables relating to amounts owed by related parties. This assessment is undertaken each financial year through examining the financial position of the related party and the market in which the related party operates.



29: Foreign currency exposure

a. Derivatives outstanding as at the reporting date

	March 31, 2024	March 31, 2023
Forward contract to buy	USD 23,100,000 Rs. 1,925.18 million	USD 21,025,000 Rs. 1,727.62 million

b. Particulars of unhedged foreign currency exposure as at the reporting date

Particulars

Trade payables (USD)*	USD 1,966,379 Rs. 163.88 million	USD 1,973,302 Rs. 162.15 million
Trade payables (EUR)*	EUR 831,594 Rs. 74.84 million	EUR 698,229 Rs. 62.45 million

*INR equivalent at closing exchange rates

30: Details of dues to micro and small enterprises as defined under the MSMED Act, 2006

	March 31, 2024	March 31, 2023
The principal amount and the interest due thereon remaining unpaid to any supplier as at the end of each accounting year		
Principal amount due to micro and small enterprises	81.08	-
Interest due on above	-	-
	81.08	-

The amount of interest paid by the buyer in terms of section 16 of the MSMED Act 2006 along with the amounts of the payment made to the supplier beyond the appointed day during each accounting year

The amount of interest due and payable for the period of delay in making payment (which have been paid but beyond the appointed day during the year) but without adding the interest specified under the MSMED Act 2006.

The amount of interest accrued and remaining unpaid at the end of each accounting year

The amount of further interest remaining due and payable even in the succeeding years, until such date when the interest dues as above are actually paid to the small enterprise for the purpose of disallowance as a deductible expenditure under section 23 of the MSMED Act 2006



(This space has been intentionally left blank)



31: Segment reporting

Business segments

The Company is engaged in marketing and wholesale trading activity of 'Calvin Klein' and 'Tommy Hilfiger' brand fashion apparels, accessories and other products. The Company is also engaged in retail trading activity of the Tommy Hilfiger brand apparels, accessories and other products. The Company has identified segments in line with Indian Accounting Standard on Operating Segments (Ind AS-108), taking into account the nature of the products and services, differential risks and returns, the organisational structure and internal reporting system.

The business segment comprises of the following:

Segment	Activities
Brand - Calvin Klein	Wholesale trading of fashion apparels and accessories of Calvin Klein brand in India.
Brand - Tommy Hilfiger	Wholesale and retail trading activity of apparels, accessories and other products of Tommy Hilfiger brand in India.

Geographical segments

The Company operates primarily into trading of 'Calvin Klein' and 'Tommy Hilfiger' brand fashion apparels majorly in India and virtually all of its revenue accrues in India and hence not subject to risk and rewards based on geographical location. Therefore, the management has not provided any additional disclosure with respect to geographical segment.

Segment reporting for the year ended March 31, 2024

Particulars	Calvin Klein	Tommy Hilfiger	Unallocated	Total
Segment revenue	4,863.25	7,523.76	-	12,387.01
Segment cost	(4,030.06)	(6,548.48)	-	(10,578.54)
Segment result	833.19	975.28	-	1,808.47
Corporate expense	-	-	(53.38)	(53.38)
Finance cost	-	-	(2.78)	(2.78)
Finance Income	-	-	81.38	81.38
Profit before tax				1,833.69
Income tax expense			(468.63)	(468.63)
Profit for the year				1,365.06
Segment assets	1,836.16	4,616.99	-	6,453.15
Unallocated corporate assets				
- Income tax assets (net)	-	-	93.23	93.23
- Deferred tax assets (net)	-	-	230.21	230.21
- Deposits with banks with original maturity of less than 3 months	-	-	1,320.00	1,320.00
Inter-segment elimination	-	-	(149.03)	(149.03)
Total assets	1,836.16	4,616.99	1,494.41	7,947.56
Segment liabilities	1,496.97	3,160.69	-	4,657.66
Unallocated corporate liabilities				
- Income tax liability (net)	-	-	58.28	58.28
Inter-segment elimination	-	-	(149.03)	(149.03)
Total liabilities	1,496.97	3,160.69	(90.75)	4,566.91
Other information				
Capital expenditure				
Property, plant and equipment (net)	82.64	307.44	-	390.08
Intangible assets (net)	44.61	68.22	-	112.83
Capital work in progress	-	14.60	-	14.60
Depreciation and amortisation expense	49.06	498.94	-	548.00
Other non-cash expenses	0.36	1.58	-	1.94

Segment reporting for the year ended March 31, 2023

Particulars	Calvin Klein	Tommy Hilfiger	Unallocated	Total
Segment revenue	3,964.15	6,226.67	-	10,190.82
Segment cost	(3,428.51)	(5,433.67)	-	(8,862.18)
Segment result	535.64	793.00	-	1,328.64
Corporate expense	-	-	(60.43)	(60.43)
Finance cost	-	-	(5.45)	(5.45)
Finance Income	-	-	78.33	78.33
Profit before tax				1,341.09
Income tax expense			(336.11)	(336.11)
Profit for the year				1,004.98
Segment assets	2,515.36	3,553.13	-	6,068.49
Unallocated corporate assets				
- Income tax assets (net)	-	-	87.36	87.36
- Deferred tax assets (net)	-	-	199.71	199.71
- Deposits with banks with original maturity of less than 3 months	-	-	1,485.00	1,485.00
Inter-segment elimination	-	-	(172.25)	(172.25)
Total assets	2,515.36	3,553.13	1,599.82	7,668.31



Particulars	Calvin Klein	Tommy Hilfiger	Unallocated	Total
Segment liabilities	1,515.00	3,289.09	-	4,804.09
Unallocated corporate liabilities				
- Income tax liability (net)	-	-	23.28	23.28
Inter-segment elimination	-	-	(172.25)	(172.25)
Total liabilities	1,515.00	3,289.09	(148.97)	4,655.12

Other information

Capital expenditure				
Property, plant and equipment (net)	33.74	229.79	-	263.53
Intangible assets (net)	49.52	91.49	-	141.01
Capital work in progress	-	7.43	-	7.43
Depreciation and amortisation expense	49.58	424.94	-	474.52
Other non-cash expenses	0.87	18.70	-	19.57

Notes:

- Segment cost also includes interest in lease liability, bank charges, other income and finance income to the extent allocable to the respective segments.
- Interest on bank borrowings and interest on income tax paid/ (refund) are not allocated to individual segments as they are managed on a Company basis.
- Income taxes and deferred taxes are not allocated to individual segments as they are managed on a Company basis.
- Inter-segment assets and liabilities are eliminated upon consolidation and reflected in the 'Others' column. All other adjustments and eliminations are part of detailed reconciliations presented above.

32: Hedging activities and derivatives

Derivatives designated as hedging instruments

Cash flow hedges

Foreign exchange forward contracts entered in the current year are designated as hedging instruments in cash flow hedges of forecast purchases in USD. These forecast transactions are highly probable. The foreign exchange forward contract balances vary with the level of expected foreign currency purchases and changes in foreign exchange forward rates.

There is an economic relationship between the hedged items and the hedging instruments as the terms of the foreign exchange forward contracts match the terms of the expected highly probable forecast transactions (i.e., notional amount and expected payment date). The Company has established a hedge ratio of 1:1 for the hedging relationships as the underlying risk of the foreign exchange forward contracts are identical to the hedged risk components. To test the hedge effectiveness, the Company uses the Dollar offset method and compares the changes in the fair value of the hedging instruments against the changes in fair value of the hedged items attributable to the hedged risks.

The hedge ineffectiveness can arise from:

- Differences in the timing of the cash flows of the hedged items and the hedging instruments
- Different indexes (and accordingly different curves) linked to the hedged risk of the hedged items and hedging instruments
- The counterparties' credit risk differently impacting the fair value movements of the hedging instruments and hedged items
- Changes to the forecasted amount of cash flows of hedged items and hedging instruments

The critical terms of the foreign currency forward contracts match the terms of the expected highly probable forecast purchase transactions. As a result, no hedge ineffectiveness arises requiring recognition through profit or loss.

At March 31, 2024

Foreign exchange forward contracts for highly probable forecast purchases

	Maturity				
	Less than 1 month	1 to 3 months	3 to 6 months	6 to 9 months	Total
Notional amount (in INR million)	275.80	507.50	745.77	411.67	1,940.74
Notional amount (in USD million)	3.30	6.05	8.85	4.90	23.10
Average forward rate (INR/USD)	83.58	83.88	84.27	84.01	84.01

At March 31, 2023

Foreign exchange forward contracts for highly probable forecast purchases

	Maturity				
	Less than 1 month	1 to 3 months	3 to 6 months	6 to 9 months	Total
Notional amount (in INR million)	221.37	410.56	663.11	438.15	1,733.19
Notional amount (in USD million)	2.68	5.00	8.05	5.30	21.03
Average forward rate (INR/USD)	82.60	82.11	82.37	82.67	82.42

a. The impact of the hedging instruments on the balance sheet is as follows:

Cash flow hedge

	March 31, 2024	March 31, 2023
Foreign currency risk arising from	Purchases	Purchases
Nominal amount of hedging instruments	1,940.74	1,733.19
Fair value of hedging instruments		
Assets (refer note 6.3)	-	8.43
Liabilities (refer note 11.2)	5.08	-
Line item in balance sheet where hedging instrument is disclosed	Derivative instrument under Other financial liabilities	Derivative instrument under Other financial assets
	NA	NA

Changes in fair value for calculating hedge ineffectiveness



b. The impact of the hedging item on the balance sheet is as follows:

	March 31, 2024	March 31, 2023
Foreign currency risk arising from	Purchases	Purchases
Changes in fair value for calculating hedge ineffectiveness	NA	NA
Balances in Cash flow hedge reserve		
For continuing hedge (refer note 10.4)	(4.17)	5.57
For hedge no longer applied	-	-

c. The effect of the cash flow hedge in the Statement of profit and loss and other comprehensive income is as follows:

Foreign currency risk arising from	Purchases	Purchases
Hedged gain/ (loss) recognised in OCI (refer note 23)	(9.74)	5.96
Hedge ineffectiveness recognised in profit and loss	-	-
Line item in Statement of profit and loss in which hedge ineffectiveness is recognised	NA	NA
Amount reclassified to Statement of profit and loss for which future cash flows are no longer expected to occur	NA	NA
Amount reclassified to Statement of profit and loss as hedged item has affected profit and loss	0.61	0.12
Line item in the Statement of profit and loss that includes reclassification adjustment	Fair value loss on financial instruments recycled from OCI (net)	Fair value loss on financial instruments recycled from OCI (net)

33: Fair values and fair value hierarchy

The carrying amounts of cash and cash equivalents, other bank balances, trade receivables, other financial assets, trade payables and other financial liabilities are considered to be same as their fair values.

The carrying values of security deposits from customers and security deposit paid are considered to be reasonably same as their fair values.

All assets and liabilities for which fair value is measured or disclosed in the financial statements are categorized within the fair value hierarchy, described as follows, based on the lowest level input that is significant to the fair value measurement as a whole:

Level 1: Quoted (unadjusted) market prices in active markets for identical assets or liabilities

Level 2: Valuation techniques for which the lowest level input that is significant to the fair value measurement is directly or indirectly observable

Level 3: Valuation techniques for which the lowest level input that is significant to the fair value measurement is unobservable

For assets and liabilities that are recognised in the financial statements on a recurring basis, the Company determines whether transfers have occurred between levels in the hierarchy by re-assessing categorization (based on the lowest level input that is significant to the fair value measurement as a whole) at the end of each reporting period.

Quantitative disclosures fair value measurement hierarchy for assets and liabilities as at March 31, 2024

	Fair value measurement using		
	Quoted prices in active markets (Level 1)	Significant observable inputs (Level 2)	Significant unobservable inputs (Level 3)
Assets measured at amortised cost :			
Other financial assets			
Security deposits	-	-	219.52
Liabilities measured at amortised cost :			
Lease liabilities	-	-	1,330.71
Other financial liabilities			
Security deposits from customers	-	-	80.60
Liabilities measured at fair value :			
Derivative instruments at fair value through OCI			
Foreign exchange forward contracts (refer note 11.2)	-	5.08	-

Quantitative disclosures fair value measurement hierarchy for assets and liabilities as at March 31, 2023

	Fair value measurement using		
	Quoted prices in active markets (Level 1)	Significant observable inputs (Level 2)	Significant unobservable inputs (Level 3)
Assets measured at amortised cost :			
Other financial assets			
Security deposits	-	-	183.47
Liabilities measured at amortised cost :			
Lease liabilities	-	-	1,132.96
Other financial liabilities			
Security deposits from customers	-	-	96.72
Assets measured at fair value :			
Derivative instruments at fair value through OCI			
Foreign exchange forward contracts (refer note 6.3)	-	8.43	-

There have been no transfers between Level 1, Level 2 and Level 3 during the year ended March 31, 2024 and during the year ended March 31, 2023.



34: Financial risk management objectives and policies

The Company's principal financial liabilities, other than derivatives, comprise lease liability, security deposit, trade and other payables. The main purpose of these financial liabilities is to support the Company's operations. The Company's principal financial assets include security deposits, trade and other receivables, and cash and cash equivalents that derive directly from its operations.

The Company's activities are exposed to market risk, credit risk and liquidity risk. In order to minimise any adverse effects on the financial performance of the Company, foreign exchange forward contract, are entered to hedge foreign currency exposures. Derivatives are used exclusively for hedging purpose and not as trading/ speculative instruments. The Board of directors reviews and agrees policies for managing each of these risks, which are summarised below:

a. Market risk

Market risk is the risk that the fair value of future cash flows of a financial instrument will fluctuate because of changes in market prices. Market risk comprises two types of risk: interest rate risk and currency risk. Financial instruments affected by market risk include borrowings, trade and other payable.

The sensitivity analysis in the following sections relate to the position as at March 31, 2024 and March 31, 2023. The sensitivity of the relevant profit and loss item is the effect of the assumed changes in the respective market risks, this is based on the financial assets and financial liabilities held at March 31, 2024 and March 31, 2023 including the effect of hedge accounting.

i) Interest rate risk

Interest rate risk is the risk that the fair value or future cash flows of a financial instrument will fluctuate because of changes in market interest rates. The Company does not have any debt on the balance sheet dates March 31, 2024 and March 31, 2023, hence any change in the market interest rates does not have an impact on the profits of the Company. Accordingly no disclosures have been presented in respect of interest rate sensitivity for the year ended March 31, 2024 and March 31, 2023.

ii) Foreign currency risk

Foreign currency risk is the risk that the fair value or future cash flows of an exposure will fluctuate because of changes in foreign exchange rates. The Company's exposure to the risk of changes in foreign exchange rates relates primarily to the Company's operating activities denominated in foreign currency.

The Company manages its foreign currency risk by hedging its foreign currency exposure using foreign currency forward contracts. As at March 31, 2024, the Company has hedged 64% (March 31, 2023: 68%) of its payables in foreign currency.

When a derivative is entered into for the purpose of being a hedge, the Company negotiates the terms of those derivatives to match the terms of the hedged exposure. For hedges of forecast transactions, the derivatives cover the period of exposure from the point the cash flows of the transactions are forecasted up to the point of settlement of the resulting payable that is denominated in a foreign currency.

Foreign currency sensitivity

The following tables demonstrate the sensitivity to a reasonably possible change in USD and EUR exchange rates, with all other variables held constant. The impact on the Company's profit before tax is due to changes in the fair value of monetary assets and liabilities. The Company's exposure to foreign currency changes for all other currencies is not material.

	March 31, 2024		March 31, 2023	
Change in USD	0.5% increase	0.5% decrease	0.5% increase	0.5% decrease
Effect on profit before tax and on pre-tax equity [increase/ (decrease)]	(0.82)	0.82	(0.81)	0.81
Change in EUR	0.5% increase	0.5% decrease	0.5% increase	0.5% decrease
Effect on profit before tax and on pre-tax equity [increase/ (decrease)]	(0.37)	0.37	(0.31)	0.31

b. Credit risk

Credit risk is the risk that a counterparty will not meet its obligations under a financial instrument or customer contract, leading to a financial loss. To manage this, the Company periodically assesses financial reliability of customers and other counterparties, taking into account the financial condition, current economic trends and analysis of historical bad debts and ageing of financial assets. Individual risk limits are set and periodically reviewed on the basis of such information. The Company is exposed to credit risk from its operating activities (primarily trade receivables) and from its financing activities, including deposits with banks, foreign exchange transactions and other financial instruments.

i) Trade and other receivables

Customer credit risk is managed by the Company's established policy, procedures and control relating to customer credit risk management. Outstanding customer receivables are regularly monitored and credit quality of a customer is assessed and individual credit limits are defined in accordance with this assessment.

An impairment analysis is performed at each reporting date on an individual basis for all customers. In addition, a large number of minor receivables are grouped into homogenous groups and assessed for impairment collectively. The Company evaluates the concentration of risk with respect to trade receivables as low, as its customers are located in different geographical regions and operate in largely independent markets.

The maximum exposure to credit risk at the reporting date is the carrying value of trade and other receivables as disclosed in note 6.1, 6.3 and 7. The movement in allowance for impairment in respect of trade and other receivables during the year was as follows:

Allowance for credit loss for trade receivables

	March 31, 2024	March 31, 2023
Opening balance	61.97	70.02
Provision made/ (utilised) during the year	(23.84)	(8.05)
Closing balance	38.13	61.97

As at March 31, 2024, the Company had 13 customers (March 31, 2023: 15 customers) that owed the Company more than Rs. 10 million each and accounted for approximately more than 88% (March 31, 2023: 91%) of all the receivables outstanding.

Allowance for credit loss for other receivables

	March 31, 2024	March 31, 2023
Opening balance	17.26	17.26
Provision made/ (utilised) during the year	(14.68)	-
Closing balance	2.58	17.26

One customer accounted for more than 10% of the gross trade receivables as of March 31, 2024 (March 31, 2023: None).

ii) Financial instruments and deposits:

Credit risk on cash and cash equivalents is limited as the Company generally transacts with banks with high credit ratings assigned by international and domestic credit rating agencies.



c. Liquidity risk

Liquidity risk is the risk that the Company may not be able to meet its present and future cash and collateral obligation without incurring unacceptable losses. The Company's objective is to, at all times maintain optimum level of liquidity to meet its cash and collateral requirements.

The Company monitors its risk of shortage of funds. The Company's objective is to maintain a balance between continuity of funding and flexibility through the use of bank overdrafts/ bank loans. The Company assessed the concentration of risk with respect to refinancing its debt and concluded it to be moderate. The Company has access to a sufficient variety of sources of funding and debt maturing within 12 months can be rolled over with existing lenders.

The table below summarises the maturity profile of the Company's financial liabilities based on contractual undiscounted payments except for Security deposits from customers:

As at March 31, 2024

	Less than 1 year	1 year to 5 years	More than 5 years	Total
Lease liabilities	301.52	918.51	110.68	1,330.71
Trade payables	1,608.34	-	-	1,608.34
Other financial liabilities	105.14	214.60	-	319.74

As at March 31, 2023

	Less than 1 year	1 year to 5 years	More than 5 years	Total
Lease liabilities	271.00	751.36	110.60	1,132.96
Trade payables	1,720.02	-	-	1,720.02
Other financial liabilities	117.90	157.92	-	275.82

Excessive risk concentration

Concentrations arise when a number of counterparties are engaged in similar business activities, or activities in the same geographical region, or have economic features that would cause their ability to meet contractual obligations to be similarly affected by changes in economic, political or other conditions. Concentrations indicate the relative sensitivity of the Company's performance to developments affecting a particular industry.

The Company deals in leading apparel brands, Calvin Klein and Tommy Hilfiger, and is the sole supplier of the brands' products in India.

35: Capital management

For the purpose of the Company's capital management, capital includes issued equity capital, securities premium and all other equity reserves attributable to the equity holders of the Company. The primary objective of the Company's capital management is to ensure that it maintains an efficient capital structure and healthy capital ratios in order to support its business and maximise shareholder value.

The Company manages its capital structure and makes adjustments to it in light of changes in economic conditions and its business requirements. To maintain or adjust the capital structure, the Company may adjust the dividend payment to shareholders, return capital to shareholders or issue new shares. The Company monitors capital using a gearing ratio, which is net debt divided by total capital plus net debt. The net debt includes interest bearing loans and borrowings less cash and cash equivalents.

	March 31, 2024	March 31, 2023
Borrowings	-	-
Less: Cash and cash equivalents (note 6.2)	(1,394.77)	(1,570.87)
Net debt (A)	-	-
Equity share capital (note 9)	50.03	50.03
Other equity (note 10)	3,330.62	2,963.16
Total capital (B)	3,380.65	3,013.19
Capital and net debt (C) = (A + B)	3,380.65	3,013.19

Gearing ratio (A/C)

-

In order to achieve this overall objective, the Company's capital management, amongst other things, aims to ensure that it meets financial covenants attached to the interest bearing borrowings that define capital structure requirements. Breaches in meeting the financial covenants would permit the bank to immediately call borrowings. There have been no breaches in the financial covenants of any borrowing for the financial years ended March 31, 2024 and March 31, 2023 respectively.

The Company does not have any borrowings as at the balance sheet dates March 31, 2024 and March 31, 2023.

36: Transfer pricing

During the year ended March 31, 2024, the Company has entered into certain transactions with its related parties as defined under section 92BA of Income Tax Act, 1961 ("the Act"). The Company, as required under the Act, is in the process of getting the transfer pricing evaluation conducted for international transactions undertaken during the year. The Company is confident that the international transactions with associated/ related enterprises are at arm's length, and accordingly does not expect any material financial adjustment on completion of the transfer pricing evaluation.



37: Ratio analysis and its elements

Ratio	UOM#	March 31, 2024	March 31, 2023	% Change	Explanation for variance
i) Current ratio:					
Current assets (a)	Rs.	5,656.35	5,718.58		
Current liabilities (b)	Rs.	3,313.79	3,623.47		
Current ratio (a/b)	Times	1.7	1.6	8%	
Numerator - Total current assets					
Denominator - Total current liabilities					
ii) Debt-equity ratio:					
Debt (a)	Rs.	1,330.71	1,132.96		
Equity (b)	Rs.	3,380.65	3,013.19		
Debt - equity ratio (a/b)	%	39%	38%	5%	
Numerator - Total borrowings, including lease liabilities					
Denominator - Total equity					



Handwritten signature

Ratio	UOM#	March 31, 2024	March 31, 2023	% Change	Explanation for variance
iii) Debt service coverage ratio:					
Earnings available for debt services (a)	Rs.	2,079.64	1,615.74		
Interest on borrowings (b)	Rs.	412.16	330.46		
Debt service coverage ratio (a/b)	Times	5.0	4.9	3%	
Numerator - Profit after taxes + depreciation and amortisation expenses - interest income + finance costs + property, plant and equipment discarded					
Denominator - Interest on bank borrowings + Interest on leases liability + Lease liabilities					
iv) Return on equity ratio:					
Profit after taxes (a)	Rs.	1,365.06	1,004.98		
Equity (b)	Rs.	3,196.92	2,508.20		
Return on equity ratio (a/b)	%	43%	40%	7%	
Numerator - Profit after taxes					
Denominator - Average total equity					
v) Inventory turnover ratio:					
Sale of traded goods (a)	Rs.	11,898.61	9,818.02		
Average inventory (b)	Rs.	2,762.76	2,075.43		
Inventory turnover ratio (a/b)	Times	4.3	4.7	(9%)	
Numerator - Sale of traded goods					
Denominator - (opening inventory + closing inventory)/2					
vi) Trade receivables turnover ratio:					
Annual net sales (a)	Rs.	12,387.01	10,190.82		There is an improvement primarily on account of increase in sales and collections from trade receivables during the year.
Average trade receivable (b)	Rs.	561.09	603.52		
Trade receivables turnover ratio (a/b)	Times	22.1	16.9	31%	
Numerator - Revenue from contracts with customers					
Denominator - (opening trade receivable + closing trade receivable)/2					
vii) Trade payables turnover ratio:					
Costs (a)	Rs.	9,706.00	9,339.77		
Average trade payable (b)	Rs.	1,664.18	1,449.40		
Trade payables turnover ratio (a/b)	Times	5.8	6.4	(9%)	
Numerator - Purchase of traded goods + other expenses + staff welfare expenses					
Denominator - Average trade payables i.e. (Opening trade payables + closing trade payables)/2					
viii) Net capital turnover ratio:					
Revenue (a)	Rs.	12,387.01	10,190.82		
Working capital (b)	Rs.	2,342.56	2,095.11		
Net capital turnover ratio (a/b)	Times	5.3	4.9	9%	
Numerator - Revenue from contracts with customers					
Denominator - Working capital (current assets - current liabilities)					
ix) Net profit ratio:					
Profit after tax (a)	Rs.	1,365.06	1,004.98		
Revenue (b)	Rs.	12,387.01	10,190.82		
Net profit ratio (a/b)	%	11%	10%	10%	
Numerator - Profit after tax					
Denominator - Revenue from contracts with customers					
x) Return on capital employed (ROCE):					
Earnings before interest and taxes (a)	Rs.	1,890.05	1,403.68		
Capital employed (b)	Rs.	3,037.61	2,672.47		
Return on capital employed (a/b)	%	62%	53%	18%	
Numerator - Profit before tax + Finance cost					
Denominator - Total equity + total borrowings - intangible assets - deferred tax asset					





Ratio	UOM#	March 31, 2024	March 31, 2023	% Change	Explanation for variance
xi) Return on investment (ROI):					
Interest on deposit with banks (a)	Rs.	79.41	78.47		There is a reduction primarily on account of decrease in available funds for investment during the current year, due to payment of dividends.
Average investment (b)	Rs.	1,402.50	1,017.50		
Return on investment (a/b)	%	6%	8%	(27%)	

Numerator - Interest on deposit with banks
Denominator - Average deposits with original maturity of less than three months

Unit of measurement

38: Income tax

a. Reconciliation of tax expense and the accounting profit multiplied by domestic tax rate

	March 31, 2024	March 31, 2023
Accounting profit before tax	1,833.69	1,341.09
At India's statutory income tax rate of 25.168% (March 31, 2023: 25.168%)	461.50	338.68
Deductible expenses disallowed in earlier years for tax purpose:		
Others	0.58	(1.34)
Non-deductible expenses for tax purposes:		
Corporate social responsibility expenditure	2.52	0.46
Total tax expense	464.60	337.80

b. Deferred tax assets/ (liabilities) relate to the following:

	Balance Sheet	
	March 31, 2024	March 31, 2023
Impact of difference between tax depreciation and depreciation/ amortization charged for financial reporting	112.22	96.43
Provision for doubtful debts and advances	10.25	19.94
Impact of expenditure charged to the Statement of Profit and Loss but allowable for tax purposes on payment basis in subsequent years		
- Compensated absence	5.93	4.78
- Gratuity	2.64	1.80
- Bonus	35.24	18.88
- Others	9.48	8.10
Right-of-use assets	(299.34)	(259.69)
Lease liabilities	334.91	285.14
Cash flow hedges	(1.27)	2.98
Expenses disallowed u/s 40 (a)(ia) on account of non deduction of tax at source	9.11	15.83
Others	11.04	5.52
Net deferred tax assets	230.21	199.71

c. Deferred tax expense/ (income) relates to the following:

	Statement of profit and loss	
	March 31, 2024	March 31, 2023
Impact of difference between tax depreciation and depreciation/ amortization charged for financial reporting	(15.79)	(28.71)
Provision for doubtful debts and advances	9.69	2.03
Impact of expenditure charged to the statement of profit and loss but allowable for tax purposes on payment basis in subsequent years		
- Compensated absence	(1.15)	(0.39)
- Gratuity	(0.09)	(0.51)
- Bonus	(16.36)	(12.91)
- Others	(1.38)	(2.80)
Right-of-use assets	39.65	166.05
Lease liabilities	(49.77)	(166.60)
Cash flow hedges	7.53	(4.99)
Expenses disallowed u/s 40 (a)(ia) on account of non deduction of tax at source	6.72	(10.47)
Others	(5.52)	(2.29)
Deferred tax income	(26.47)	(60.69)

d. Reconciliation of deferred tax assets, net:

	March 31, 2024	March 31, 2023
Balance at the beginning of the year	199.71	140.71
Tax income/ (expense) during the period recognised in profit or loss	26.47	60.69
Tax income/ (expense) during the period recognised in OCI	4.03	(1.69)
Balance at the end of the year	230.21	199.71



39: Details of Corporate Social Responsibility ("CSR") expenditure

As per Section 135 of the Companies Act, 2013, a company meeting the applicability threshold, needs to spend at least 2% of its average net profits for the immediately preceding three financial years towards CSR activities.

	March 31, 2024	March 31, 2023
a. Gross amount required to be spent by the Company during the year	10.38	1.46
b. Set off of amount excess spent during the previous year	(0.35)	-
c. Net amount required to be spent by the Company during the year	10.03	1.46
d. Amount approved by the Board to be spent during the year	10.03	1.81
e. Amount spent during the year (from Company's bank account)		
i) Construction/ acquisition of any asset	-	-
ii) on purposes other than (i) above*	10.03	1.81
f. Amount unspent during the year	-	-
g. Details related to spent/ unspent obligations		
i) Contribution to Charitable Trust	10.03	1.81
Amount (excess spent)/ unspent during the year	-	(0.35)

* Contribution made to charitable institutions engaged in providing healthcare, education and supply of food for disabled/ under privileged children.

40: Bank credit facilities

a. The Company has obtained a borrowing facility with a combined limit of Rs. 1,290 million (March 31, 2023: Rs. 1,290 million) from banks which can be used towards working capital loan, cash credit (overdraft) facility, buyers' credit arrangement etc. The interest rate for the working capital facility ranges between 8.2% to 9.20% (March 31, 2023: 8.2% to 9.55%) and for cash credit (overdraft) facility is Marginal Cost of Funds based Lending Rate (MCLR) subject to fluctuation at Bank's discretion.

b. The above working capital loan/ overdraft are secured by (i) first exclusive charge over current assets of the borrower for Rs. 1,290 million, both present & future; (ii) Corporate Guarantee from (a) PVH Corp., USA for Rs. 1,000 million and (b) Arvind Fashion Limited for Rs. 1,000 million, of the exposure, and (iii) letter of comfort from PVH Corp., USA.

c. The Company files quarterly stock and receivables statement with the banks. The amounts as per the statements filed with the banks was in agreement with the books for the year ended March 31, 2024 and March 31, 2023.

41: The Code on Social Security, 2020 ('Code')

The Code on Social Security, 2020 ('Code') relating to employee benefits during employment and post employment benefits received Presidential assent in September 2020. The Code has been published in the Gazette of India. However, the date on which the Code will come into effect has not been notified and the final rules/ interpretation have not yet been issued. The Company will assess the impact of the Code when it comes into effect and will record any related impact in the period the Code becomes effective.

42: Audit Trail

The Company has used five accounting software for maintaining its books of account which have a feature of recording audit trail (edit log) facility and the same has operated throughout the year for all relevant transactions recorded in the software except that the audit trail feature for certain software is not enabled at the database level. Further no instance of audit trail feature being tampered with was noted in respect of the accounting software where audit trail has been enabled.

43: Other statutory information

(i) No proceedings have been initiated or pending against the Company for holding any benami property under the Benami Transactions (Prohibition) Act, 1988 (45 of 1988) and the rules made thereunder, as the Company has neither transacted nor holding any benami property during the financial year ended on March 31, 2024.

(ii) The Company does not have any transactions with companies struck off under section 248 of the Companies Act, 2013 or section 560 of Companies Act, 1956.

(iii) The Company has not traded or invested in Crypto currency or Virtual Currency during the financial year ending March 31, 2024.

(iv) The Company has registered all charges with the Registrar of Companies within the statutory period.

(v) The Company is not declared as wilful defaulter by any bank or financial institution or other lender during the financial year ending on March 31, 2024.

(vi) The Company has not advanced or loaned or invested funds to any other person(s) or entity(ies), including foreign entities (Intermediaries) with the understanding (whether recorded in writing or otherwise) the intermediary shall:

- directly or indirectly lend or invest in other persons or entities identified in any manner whatsoever by or on behalf of the Company (ultimate beneficiaries) or
- provide any guarantee, security or the like to or on behalf of the ultimate beneficiaries

(vii) The Company has not received any fund from any person(s) or entity(ies), including foreign entities (Funding party) with the understanding (whether recorded in writing or otherwise) that the Company shall:

- directly or indirectly lend or invest in other persons or entities identified in any manner whatsoever by or on behalf of the Funding party (ultimate beneficiaries) or
- provide any guarantee, security or the like on behalf of the ultimate beneficiaries

(viii) The Company has not entered into any such transaction which is not recorded in the books of account that has been surrendered or disclosed as income during the year in the tax assessments under the Income Tax Act, 1961 (such as, search or survey or any other relevant provisions of the Income Tax Act, 1961).

(This space has been intentionally left blank)



44: Subsequent events

There are no subsequent events that have occurred after the reporting period till the date of approval of these financial statements which require an adjustment to the financial statements.

As per our report of even date

For S.R. Batliboi & Associates LLP
Chartered Accountants
ICAI Firm Registration Number: 101049W/ E300004



per Aditya Vikram Bhanuwal
Partner
Membership No.: 208382

Place: Bengaluru
Date: May 17, 2024




For and on behalf of the Board of Directors of
PVH Arvind Fashion Private Limited
CIN: U52190GJ2011PTC084513

Kotim Sanjay Lalbhai
Director
DIN: 05206878

Place: Bengaluru
Date: May 17, 2024





Shailesh Shyam Chaturvedi
Managing Director
DIN: 03023079

Place: Bengaluru
Date: May 17, 2024